


Rasomuro

lualdi

Rasomuro

lualdi



04	Rasomuro 55s
22	Rasovetro 55s
30	Rasoline 55s
40	Compass 55
48	Compassline 55
56	Altaj

Rasomuro 55s

La collezione Rasomuro 55s rappresenta la naturale evoluzione del modello storico Rasomuro, di cui riprende le caratteristiche tecniche che ne hanno decretato il successo. Grazie alle cerniere completamente a scomparsa e allo stipite invisibile in alluminio, Rasomuro 55s è in grado di integrarsi alla parete con mimetismo perfetto, diventando un elemento architettonico di transito tra un ambiente e l'altro, grazie a un design esclusivo ed elusivo, quasi immateriale.


The Rasomuro 55s collection is the natural evolution of the historical Rasomuro model, from which it incorporates the technical features that were so pivotal to its success. Thanks to the concealed hinges and the invisible aluminium doorjamb, Rasomuro 55s assimilates with the wall with perfect camouflage. It becomes an architectural element that moves from one space to the next thanks to an elusive, exclusive and almost immaterial design.





Rasomuro 55s doppio battente
in laccato lucido terra,
con maniglia e telaio in alluminio
finitura titanio.

Rasomuro 55s double hinged
in polished clay lacquer,
with handle and frame in titanium.





Nella versione senza traverso superiore e anta grezza, Rasomuro 55s si integra perfettamente nella parete mimetizzandosi con l'ambiente.

In the version without upper header and primed door, Rasomuro 55s integrates perfectly into the wall, camouflaging itself with the environment.










Grazie alle cerniere completamente a scomparsa e allo stipite invisibile in alluminio, la porta in finitura laccato opaco bianco diventa vero e proprio elemento architettonico, rendendo lo spazio armonico e omogeneo.

Thanks to the completely concealed hinges and the invisible aluminium jamb, the door in white matt lacquered finish becomes a real architectural element, making the space harmonious and homogeneous.



Nella versione con stipite
Raso Usa, il profilo a vista
in alluminio nero opaco delinea
il perimetro della porta a filo
parete e ne sottolinea la
superficie.

In the Raso Usa jamb's variation,
the black visible profile outlines
the perimeter of the door
that is flush with the wall and
accentuates the surface.





Il profilo a vista della porta
Raso USA in finitura alluminio
nero opaco.

The visible profile of the
Raso USA door in aluminium
with a black finish.

Rasovetro 55s

La collezione Rasovetro nasce dalla celebre Rasomuro e della famiglia ha tutte le caratteristiche, come le cerniere a scomparsa e lo stipite in alluminio. Esteticamente, invece, sviluppa la propria originalità grazie al vetro, materiale pulito per eccellenza, e alle sue prerogative uniche: trasparenza, luminosità, leggerezza.

The Rasovetro collection comes from the famous Rasomuro series and displays its same features, such as concealed hinges and aluminium jamb. From an aesthetical perspective, these doors develop their originality thanks to glass, a clean material by nature, and its unique prerogatives: transparency, brightness, lightness.





Rasovetro 55s con anta in
finitura vetro grigio satinato,
e profili e maniglia in alluminio
nero opaco.

Rasovetro 55s with satin grey
glass finishing door, and matt
black aluminium profiles
and handle.






Linee nitide e finiture sofisticate,
così il modello Rasovetro 55s
definisce e caratterizza gli spazi.

Sharp lines and sophisticated
finishes: this is how the
Rasovetro 55s model defines
and characterises spaces.

Rasoline 55s

Rasoline 55s è un'opera di design in stile contemporaneo che si integra perfettamente con la parete e l'architettura circostante. La collezione segna il passaggio da un ambiente all'altro indossando finiture diverse sulle superfici dei due lati, che dialogano quindi con l'ambiente assecondandone con eleganza le caratteristiche. A contenerle, un essenziale bordo metallico disponibile in diverse finiture, sia con funzione strutturale che decorativa.


The Rasoline 55s is contemporary-looking design work that integrates perfectly with the wall and surrounding architecture. It is a flush-to-the-wall swing door with a honeycombed panel and an aluminium frame. The collection marks the transition from one space to another by wearing different finishes on the surface of its two sides, which interact with the surrounding spaces, elegantly complementing their characteristics. An elemental metal edging available in different finishes contains them, showing both a structural and decorative function.





Grazie alla doppia finitura sui due lati dell'anta, Rasoline 55s definisce stili diversi in spazi adiacenti. Nella foto, anta in rovere thermowood con stipite e bordo anta in finitura piombo.


Thanks to the double finish on the two sides of the door, Rasoline 55s defines different styles in adjacent spaces. In the photo, thermowood oak door with lead-grey finish door frame and edge.





Con rivestimento in specchio e bordo in alluminio finitura piombo, Rasoline 55s appare in una nuova veste, donando profondità e luminosità al bagno interno alla camera.

With mirror coating and lead-finish aluminium trim, Rasoline 55s appears in a new guise, giving depth and brightness to the bathroom inside the room.







L'anta di Rasoline 55s da un lato è in rovere precomposto, dall'altro grezza verniciata come il muro. Lo stipite e il bordo metallico color bronzo ben si accordano alla qualità cromatica del legno.

One side of the Rasoline 55s door is oak veneered, while the other is left unfinished ready to be painted in the same color as the wall. The bronze colored metal jamb and edging coordinate with the color of the wood.



Compass 55

Compass 55 è una porta per interni a bilico filo muro, disponibile nelle versioni con e senza battuta laterale. Perfettamente complanare e dotata di anta pivotante, Compass 55 ha l'aspetto di una quinta ampia e silenziosa, capace di mettere in comunicazione gli spazi con assoluta leggerezza.

Compass 55 is a flush-wall swing door for interiors, available in versions with and without a side stop. Perfectly coplanar and equipped with a pivoting door, Compass 55 looks like a large and silent theatre wing, able to connect spaces with absolute lightness.








Dettaglio dell'anta pivot Compass 55, in finitura rovere sbiancato con stipite in alluminio brown.

Detail of the Compass 55 pivot door, in bleached oak finish with brown aluminium frame.



Compass 55 a doppio battente
con battuta laterale. Ante a bilico
in rovere sbiancato, con stipite
e maniglia in alluminio brown.

Compass 55 double-leaf door
with side stop. Pivot doors
in bleached oak, with brown
aluminium frame and handle.



Compassline 55

Perfettamente allineata, dotata di anta pivotante, Compassline 55 conserva le medesime caratteristiche della collezione madre, col vantaggio di un'anta caratterizzata da una doppia finitura sui due lati.

Perfectly aligned, with a pivoting door, Compassline 55 retains the same characteristics of the mother collection, with the advantage of a door characterised by a double finish on both sides.




A sinistra: dettaglio dell'anta in finitura Chocolat R rovere grigio su nero fossile.

A destra: Compassline 55 con anta in versione customizzata finitura marmo, in continuità con le pareti circostanti.


On the left: detail of the door in Chocolat R grey oak finish on fossil black.


Right: Compassline 55 with a customised marble-finish door, in continuity with the surrounding walls.



Il calore e la vita del legno vengono resi palpabili dal volume nitido dell'anta pivotante, i cui dettagli scolpiscono delicatamente la parete.

The warmth and life of wood are made palpable by the clear-cut volume of this pivoting door, whose details delicately sculpt the wall.





I tre diversi pattern grafici della finitura Matrix accentuano la raffinatezza della lavorazione del legno massello.


The three different patterns of the Matrix finish accentuate the refinement of the woodworking.



Altaj

Altaj, disegnata da SBGA | Blengini Ghirardelli, è concepita per andare oltre il minimalismo della porta a filo muro. Il modello infatti non scompare nella parete, ma è anzi evidenziato dal profilo metallico che incornicia l'anta e ne esalta la finitura. Pivotante e con telaio in alluminio, Altaj si presta ad essere rivestita con materiali differenti e pregiati.


Altaj, designed by SBGA | Blengini Ghirardelli, is conceived to go way beyond the minimalism of flush-to-the-wall doors. The model does not disappear into the wall but is instead enhanced by the metal profile that frames the door and projects it forward. Pivoting, with an aluminium frame, Altaj can be covered with different and precious materials.






Altaj con profilo in alluminio bronzo e anta finitura Chocolat R in rovere grigio su nero fossile.

Altaj with the bronze aluminium profile and the Chocolat R finish door in grey oak on fossil black.







64 Handles
66 Finishes

**Maniglie
Handles**

Push&Pull



A
Maniglia Push&Pull
cromo satinato /
Push&Pull handle
satin chrome



B
Nottolino Push&Pull /
Push&Pull privacy lock
Front / Back



C
Bocchetta yale /
Yale escutcheon



D
Bocchetta patent /
Patent escutcheon

Lualdi



A
Maniglia Lualdi
cromo satinato /
Lualdi handle
satin chrome



B
Nottolino Lualdi /
Lualdi privacy lock
Front / Back



C
Bocchetta yale /
Yale escutcheon



D
Bocchetta patent /
Patent escutcheon

Martina



A
Maniglia Martina
cromo satinato, alluminio, bronzo, nero,
bianco, piombo, titanio, brown /
Martina Handle
satin chrome, aluminium, bronze, black,
white, lead-grey, titanium, brown



B
Nottolino Martina /
Martina privacy lock
Front / Back



C
Bocchetta yale /
Yale escutcheon



D
Bocchetta patent /
Patent escutcheon

**Maniglie
Handles**

Ishi



A
Maniglia Ishi
cromo satinato, alluminio, bronzo, nero,
bianco, piombo, titanio, brown /
Ishi handle
satin chrome, aluminium, bronze, black,
white, lead-grey, titanium, brown



B
Nottolino Ishi /
Ishi privacy lock
Front / Back



C
Bocchetta yale /
Yale escutcheon



D
Bocchetta patent /
Patent escutcheon

**Maniglia Pomm
Pomm handle**



A
Maniglia Pomm
cromo satinato, alluminio, bronzo, nero,
bianco, piombo, titanio, brown /
Pomm handle
satin chrome, aluminium, bronze, black,
white, lead-grey, titanium, brown

**Vetri
Glass**



Satinato extrachiaro
Satin extraclear



Extrachiaro riflettente
Reflective extraclear



Grigio satinato
Satin grey




Grigio riflettente
Reflective grey



Grigio trasparente
Transparent grey



Bronzo trasparente
Transparent bronze



Bronzo satinato
Satin bronze



Bronzo riflettente
Reflective bronze



Specchio naturale
Natural mirror



Specchio Bronzo
Bronze mirror



Specchio Grigio
Grey mirror




Mini flutes extrachiaro trasparente
Mini flutes transparent extraclear



Mini flutes grigio trasparente
Mini flutes transparent grey




Mini flutes bronzo trasparente
Mini flutes transparent bronze



Mini flutes extrachiaro satinato
Mini flutes satin extraclear




Mini flutes grigio satinato
Mini flutes satin grey




Mini flutes bronzo satinato
Mini flutes satin bronze


**Vetri retrolaccati lucidi / satinati
Backpainted glass**



Bianco ottico
Pure white



Bianco gesso
Chalk white



Avorio
Ivory



Grigio calce
Lime grey



Grigio tortora
Dove grey



Terra
Clay



Grigio ferro
Iron grey

**Profili
Profiles**



Alluminio naturale
Natural aluminium



Titanio
Titanium



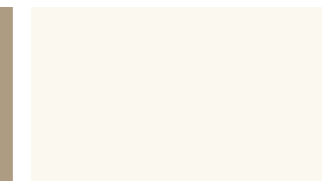
Piombo
Lead-grey



Nero opaco
Matt black



Bronzo
Bronze




Bianco opaco
Matt white




Brown
Brown


Colori laccato opaco / lucido
Matt / gloss lacquered finish




Bianco ottico
Pure white



Bianco gesso
Chalk white



Avorio
Ivory



Grigio calce
Lime grey



Grigio tortora
Dove grey



Terra
Clay




Grigio ferro
Iron grey

Ecopelle
Faux Leather



Tortora
Dove grey



Moka



Terra
Clay



Grigio
Grey


Legni
Woods




Rovere naturale
Natural oak



Rovere sbiancato
Bleached oak



Rovere moka
Moka oak




Rovere thermowood
Thermowood oak



Rovere grigio
Grey oak



Rovere nero fossile
Black fossil oak



Noce canaletto
Canaletto walnut




Chocolat R rovere naturale
Chocolat R natural oak



Chocolat S rovere naturale
Chocolat S natural oak



Chocolat R nero fossile
Chocolat R fossil black



Chocolat S nero fossile
Chocolat S fossil black



Chocolat R noce canaletto
Chocolat R canaletto walnut



Chocolat S noce canaletto
Chocolat S canaletto walnut



Chocolat R rovere grigio su nero fossile
Chocolat R grey oak on fossil black



Chocolat S rovere grigio su nero fossile
Chocolat S grey oak on fossil black

Legni
Woods



Matrix A



Matrix B



Matrix C




Linea A Rovere Naturale
Linea A Natural oak



Linea B Rovere Naturale
Linea B natural oak



Linea C Rovere Naturale
Linea C Natural oak




Linea A Rovere Grigio
Linea A Grey oak



Linea B Rovere Grigio
Linea B Grey oak



Linea C Rovere Grigio
Linea C Grey oak



Linea A Noce Canaletto
Linea A Canaletto walnut



Linea B Noce Canaletto
Linea B Canaletto walnut



Linea C Noce Canaletto
Linea C Canaletto walnut



Linea A Rovere Nero Fossile
Linea A Black fossil oak



Linea B Rovere Nero Fossile
Linea B Black fossil oak



Linea C Rovere Nero Fossile
Linea C Black fossil oak

Lualdi Spa
Via Kennedy
20010 Marcallo con Casone (MI)
T. +39 02 94363000
www.lualdi.com
info@lualdi.com

Showroom
Milano
Foro Buonaparte 74
20121 Milano
T. +39 02 8052445
showroom@lualdi.com

London
79-80 Margaret Street
W1W 8TA London
T. + 44 (0) 739 777 1044
infouk@lualdi.com

Los Angeles
8784 Beverly Blvd, West Hollywood
Los Angeles, CA 90048
T. +1 310 7347088
info@lualdi.us

Miami
6191 Biscayne Blvd
Miami, FL 33137
T. +1 305 576 4333
infomiami@lualdi.us

New York
180 Madison Avenue
New York, NY 10016
T. +1 212 334 4544
infony@lualdi.us

a.d. Lissoni Graphx
photos Giuseppe Brancato
images Operavisual
styling Alessandra Salaris

retouching, pre press A. De Pedrini
print Grafiche Antiga 2026

I colori e le finiture, le illustrazioni
e le descrizioni del presente
catalogo sono a titolo indicativo.
Lualdi spa si riserva il diritto di
apportare, anche senza preavviso,
modifiche di carattere tecnico
e produttivo.

The colours, finishes, illustrations
and descriptions in this catalogue
are provided solely by way
of example. Lualdi spa reserves
the right to make technical
and design changes without
prior notice.

Thanks to:
101 Cph
Abc Italia
Altai
Amini
A-N-D
Antonio Lupi
Artemide
CC-tapis
Draga & Aurel
Desalto
Fantini Rubinetti
Flos
Gaia Roma
Golran
Greenwise
Hk Living
Inkiostro Bianco
Knoll
Kristina Dam
Lema
Les Ottomans
Living Divani
Lucia Mondadori
Mani Ceramics
Meridiani
Miniforms
Misha wallcoverings
MM Lampadari
Mohebban
Pedrali
Porro
Salvatori
SEM
Somaschini
Vito Nesta per Les Ottomans

