

MARULA_GRES

updated to 25-06-2026

antoniolupi

marula_gres

Sistema progettuale aperto di dialogo cromatico

Invita il committente, il progettista, l'architetto a diventare autore dello spazio: creare autonomamente layout, scegliere cromie tono su tono o a contrasto, costruire luoghi che riflettano l'individualità di chi li vive.

Le piastrelle in gres porcellanato stampato offrono una personalizzazione totale, consentendo di realizzare progetti unici e sartoriali.

Oltre a un'ampia selezione di grafiche disponibili, è possibile scegliere i colori utilizzando il campionario antoniolupi o le mazzette NCS, RAL, e PANTONE.

Un sistema ceramico che supera il concetto di rivestimento per diventare linguaggio progettuale. Dall'intonaco alle vernici, dai laccati alle smaltature ogni elemento dell'abitare trova un punto di dialogo.

Nei formati 30×60 e 60×120, posabili in verticale e in orizzontale.

La libertà combinatoria consente una progettazione non del singolo rivestimento, ma dell'intero ambiente, in cui gli elementi architettonici e spaziali comunicano tra loro con naturalezza e precisione.

An open design system for chromatic dialogue

Invites the client, the designer, and the architect to become the creators of space: to independently design layouts, choose tone-on-tone or contrasting color schemes, and build spaces that reflect the individuality of those who live in them.

Printed porcelain stoneware tiles offer complete customization, allowing for the creation of unique, bespoke projects.

In addition to a wide selection of available patterns, colors can be chosen using the antoniolupi color chart or the NCS, RAL, and PANTONE swatches.

A ceramic system that transcends the concept of wall covering to become a design language. From plaster to paint, from lacquered finishes to glazes, every element of the living space finds a point of dialogue.

Available in 30×60 and 60×120 formats, suitable for both vertical and horizontal installation. This freedom of combination allows for the design not of a single wall covering, but of the entire space, where architectural and spatial elements interact with ease and precision.

Il colore non riveste. Connette.
Una superficie che ascolta lo spazio,
di assorbirne le tonalità
e restituirle come architettura.
Non una collezione chiusa,
ma un sistema aperto.
Non un'estetica imposta,
ma una grammatica da interpretare.
Il progetto nasce dall'abitare,
e nell'abitare trova la sua forma.
Attraversa lo spazio,
si posa sulle materie,
le mette in dialogo.
Il colore non definisce un limite.
Costruisce continuità.
Rende visibile ciò che tiene insieme.

Color does not merely cover. It connects.
A surface that listens to space, absorbing its
hues and restoring them as architecture.
Not a closed collection, but an open system.
Not an imposed aesthetic, but a language to
be interpreted.

The project arises from living, and in living it
finds its form.

Through space, laying on materials, it brings
them into dialogue.

Color does not define a boundary. It builds
continuity.

It reveals what holds everything together.

Marula_gres

An open design system for chromatic dialogue
It reveals what holds everything together.

Gres 6 mm

IT _ MARULA_GRES

Non una collezione chiusa, bensì un sistema progettuale aperto.

Le piastrelle in gres porcellanato stampato offrono una personalizzazione totale, consentendo di realizzare progetti unici e sartoriali. Oltre a un'ampia selezione di grafiche disponibili, è possibile scegliere i colori utilizzando il campionario antoniolupi o le mazzette NCS, RAL, e PANTONE. Tutto ciò costruisce una grammatica del colore condivisa, un codice preciso e aperto, capace di mettere in relazione superfici, materiali e volumi. I formati disponibili sono 30x60 e 60x120, posabili in verticale e/o in orizzontale, in base alla grafica scelta. La libertà combinatoria consente una progettazione non del singolo rivestimento, ma dell'intero ambiente, in cui gli elementi architettonici e spaziali comunicano tra loro con naturalezza e precisione.

PER ARCHITETTI E PROGETTISTI

MARULA_GRES invita il committente, il progettista, l'architetto a diventare autore dello spazio: creare autonomamente layout, scegliere cromie tono su tono o a contrasto, costruire luoghi che riflettano l'individualità di chi li vive.

Per offrire soluzioni decorative ancora più uniche che rispondano al gusto del progettista e del contesto architettonico, possiamo sviluppare i vostri progetti semplicemente fornendo un file con i seguenti requisiti:

- Immagine TIFF a 300 dpi in dimensioni reali.
- Disegno vettoriale su livelli (formati: Illustrator o DWG).

Il minimo ordine dipende dalla quantità di piastrelle per scatola e dal formato: per il formato 30 x 60, il minimo ordinabile è di 6 pezzi, mentre per il 60 x 120 è di 2 pezzi.

EN _ MARULA_GRES

Not a closed collection, but an open design system.

The printed porcelain stoneware tiles offer complete customization, allowing for the creation of unique, bespoke projects. In addition to a wide selection of available patterns, colors can be chosen using the antoniolupi color chart or the NCS, RAL, and PANTONE color swatches. All of this creates a shared color language, a precise and open code capable of connecting surfaces, materials, and volumes. The available sizes are 30x60 and 60x120, which can be installed vertically and/or horizontally, depending on the chosen graphic design. This freedom of combination allows for the design not of a single wall covering, but of the entire space, where architectural and space elements interact naturally and precisely.

FOR ARCHITECTS AND DESIGNERS

MARULA_GRES invites clients, designers, and architects to become the creators of the space: to independently design layouts, choose tone-on-tone or contrasting color schemes, and build spaces that reflect the individuality of those who live in them.

To offer even more unique decorative solutions that align with the designer's taste and the architectural context, we can develop your projects simply by providing a file that meets the following requirements:


- A 300 dpi TIFF image in actual size.
- A vector drawing on layers (formats: Illustrator or DWG).

The minimum order depends on the number of tiles per box and the format: for the 30 x 60 format, the minimum order is 6 pieces, while for the 60 x 120 format, it is 2 pieces.




Gres 6 mm

- IT** _ Il fondo è un colore unito e può essere ordinato scegliendo tra i colori del campionario antoniolupi oppure utilizzando le mazzette colori NCS, RAL o PANTONE. Nel decoro si può scegliere il colore del fondo e il colore della grafica. Prezzo in punti al m².
- EN** _ The background is a solid color and can be ordered by selecting from the colors in the antoniolupi color chart or by using the NCS, RAL, or PANTONE color swatches. For the design, you can choose both the background color and the graphic color. Price is per square meter.
- DE** _ Der Hintergrund ist einfarbig und kann entweder aus den Farben des antoniolupi-Farbmusters oder anhand der NCS-, RAL- oder PANTONE-Farbkarten ausgewählt werden. Beim Dekor können Sie die Hintergrundfarbe und die Farbe der Grafik wählen. Preis in Punkten pro m².
- FR** _ Le fond est d'une couleur unie et peut être commandé en choisissant parmi les couleurs du nuancier antoniolupi ou en utilisant les gammes de couleurs NCS, RAL ou PANTONE. Dans le décor, il est possible de choisir la couleur du fond ainsi que celle du motif. Prix en points par m².
- ES** _ El fondo es de un color uniforme y puede solicitarse eligiendo entre los colores del muestrario antoniolupi o utilizando las cartas de colores NCS, RAL o PANTONE. En la decoración se puede elegir el color del fondo y el color del gráfico. Precio en puntos por m².
- RU** _ "Основная плита - однотонная и может быть заказана в цвете из раскладки цветов antoniolupi или используя раскладки в цвете систем NCS, RAL или PANTONE. Для декора можно выбрать цвет фона и цвет графики. Цена указаны в пунктах за м²."



art. FONDO120
60 x 120 cm



art. FONDO60
30 x 60 cm



Campionario Colori antoniolupi / NCS / RAL / PANTONE
antoniolupi color chart / NCS / RAL / PANTONE

	Formato / Size	Pz-scat / Pcs-box	Mq-scat / Sqm-box	MQ
Fondo / Background	60x120	2	1,44	
	30X60	6	1,08	
Decori / Decorations				
Bambù / Litica / Piumino / Tralerighe	60x120	2	1,44	
	30X60	6	1,08	
Tribale / Tralerighe	30X60	6	1,08	



- IT** _ Gli stucchi utilizzati sono presi dai campionari Kerakoll e Mapei. Le sigle KK... sono della Kerakoll, le altre sono Mapei.
- EN** _ The stucco products used are from the Kerakoll catalog (e.g., KK102) or the Mapei catalog (e.g., 136).
- DE** _ Die verwendeten Spachtelmassen stammen aus dem Musterkatalog von Kerakoll, z. B. KK102, oder von Mapei, z. B. 136.
- FR** _ Les enduits utilisés proviennent du échantillonnage Kerakoll, par exemple : KK102, ou Mapei, par exemple : 136.
- ES** _ Los materiales de rejuntado utilizados se seleccionan del muestrario de Kerakoll (por ejemplo, KK102) o de Mapei (por ejemplo, 136).
- RU** _ Используемые шпатлевки взяты из каталога Kerakoll, например: KK102, или Mapei, например: 136.

PRODOTTO DECORATO FINITURA NATURALE

STOCCAGGIO	Stoccare il materiale al coperto in un luogo asciutto e al riparo da agenti atmosferici coprendo il materiale con cappucci protettivi.
DESTINAZIONE D'USO	Piastrelle decorate con innovative tecniche artigianali destinate esclusivamente al rivestimento di pareti interne. Eventuali piccole imperfezioni sono da considerarsi caratteristica propria di prodotto dovuta al processo produttivo. Questa innovativa tecnica decorativa migliora la definizione delle immagini e la resa cromatica dei colori, rendendo tuttavia la resistenza superficiale all'abrasione meno performante rispetto al grès porcellanato tradizionale. Per questo motivo è necessario attenersi alle istruzioni riportate sul catalogo e sugli imballi.
MOVIMENTAZIONE	Nella movimentazione evitare il contatto con materiali abrasivi e lo strofinamento con altre lastre o con il piano di lavoro. Non appoggiare sulla superficie utensili o altro materiale che potrebbero danneggiare il prodotto.
TAGLIO E FORO	Appoggiare la lastra su piano di appoggio pulito e planare. Il TAGLIO deve essere effettuato con idonee attrezzature per il taglio del grès porcellanato incidendo la lastra da sopra. Per ottimizzare il taglio incidere una sola volta la superficie della lastra e completare la fase di taglio andando ad asportare con movimento dall'alto verso il basso eventuali residui di decoro presenti sulla superficie tagliata con apposita spugna abrasiva. Fori e scassi si possono effettuare una smerigliatrice angolare con appositi dischi e foretti diamantati. Anche in questo caso completare la lavorazione asportando eventuali residui di decoro presenti sulla parte forata utilizzando la stessa spugna abrasiva utilizzata per completare il bordo tagliato.
POSA E STUCCATURA	Le lastre decorate devono essere posate con 1 o 2 mm di fuga. Prima di procedere alla posa e stuccatura, si consiglia di verificare le prese del materiale e di non partire mai con la posa da terra ma di lasciare almeno 4 mm dal pavimento mettendo il materiale in bolla. Successivamente proteggere il bordo della lastra con scotch di carta prima della stuccatura. Consigliamo l'uso di soli sigillanti cementizi e spatole in materiale plastico, avendo cura di pulire i residui prima dell'indurimento dello stucco con acqua e spugna non abrasiva evitando di danneggiare la superficie della lastra. Rimuovere lo scotch di carta dopo la pulizia dei residui di stucco. NON UTILIZZARE prodotti a base di siliconi acetici per la sigillatura di infissi, docce o sanitari. Utilizzare in alternativa prodotti o siliconi NEUTRI .
PULIZIA QUOTIDIANA	Utilizzare detergenti neutri e/o acqua, pulendo con straccio in microfibra o spugna morbida. Prodotti acidi anticalcare possono essere utilizzati avendo cura di risciacquare rapidamente la superficie con acqua dopo l'applicazione. Non utilizzare solventi né spugne abrasive.
IMBALLI	<p>IMBALLO STANDARD COMPRESO NEL PREZZO</p> <p>Scatola in cartone su bancale e termoretraibile</p> <p>IMBALLO IN CASSA DI LEGNO ESCLUSO DAL LISTINO</p> <p>Per formato 60x120 dimensione cassa 126 x 76 x 69 / quantità 18 scatole Mq 25,92 Per formato 30x60 dimensione cassa 126 x 76 x 69 / quantità 52 scatole Mq 56,16</p> <p>FORMATO EFFETTIVO</p> <p>59,7 x 119,7 (60x120) 29,7 x 59,7 (30x60)</p> <p>Cassa: Non si accettano resi. L'imballo non è soggetto a scontistiche.</p>



DECORATED PRODUCT WITH A NATURAL FINISH

STORAGE	Store the material indoors in a dry place, protected from the elements, and cover it with protective bags.
INTENDED USE	Tiles decorated using innovative artisanal techniques intended exclusively for interior wall cladding. Any minor imperfections are to be considered a characteristic of the product due to the manufacturing process. This innovative decorative technique enhances image definition and color rendering; however, it results in lower surface abrasion resistance compared to traditional porcelain stoneware. For this reason, it is necessary to follow the instructions provided in the catalogue and on the packaging.
HANDLING	When handling, avoid contact with abrasive materials and rubbing against other slabs or the work surface. Do not place tools or other materials on the surface that could damage the product
CUTTING AND DRILLING	Place the slab on a clean, flat surface. CUTTING must be performed using appropriate equipment for cutting porcelain stoneware by cutting the slab from above. To optimize the cut, score the surface of the slab only once and complete the cutting process by removing any remaining decorative elements on the cut surface with a special abrasive sponge using a downward motion. Holes and recesses can be made using an angle grinder with appropriate discs and diamond drill bits. In this case as well, complete the process by removing any decorative residue present on the drilled area using the same abrasive sponge used to finish the cut edge.
INSTALLATION AND GROUTING	Decorated slabs must be installed with a 1 or 2 mm joint. Before proceeding with installation and grouting, we recommend checking the material's adhesion and never starting the installation from the floor; instead, leave at least 4 mm from the floor and level the material using a spirit level. Next, protect the edge of the tile with masking tape before grouting. We recommend using only cementitious sealants and plastic tools, taking care to clean off any residue before the grout hardens using water and a non-abrasive sponge to avoid damaging the tile's surface. Remove the paper tape after cleaning up the grout residue. DO NOT USE products containing acetic silicones for sealing windows, showers, or bathroom fixtures. Instead, use NEUTRAL products or silicones.
DAILY CLEANING	Use neutral detergents and/or water, cleaning with a microfiber cloth or soft sponge. Acidic anti-limescale products may be used, taking care to rinse the surface quickly with water after application. Do not use solvents or abrasive sponges
PACKAGING	STANDARD PACKAGING INCLUDED IN THE PRICE Cardboard box on a pallet, shrink-wrapped WOODEN CRATE PACKAGING IS NOT INCLUDED For 60x120 size: crate dimensions 126 x 76 x 69 / quantity 18 boxes, 25.92 sq m For 30x60 format: crate dimensions 126 x 76 x 69 / quantity 52 boxes, 56.16 sq. m ACTUAL SIZE 59.7 x 119.7 (60x120) 29,7 x 59,7 (30x60) Crates: Returns are not accepted. Packaging is not subject to discounts.



LITICA

2026

design_Giorgio Rava





LITICA





LITICA

1



LITICA

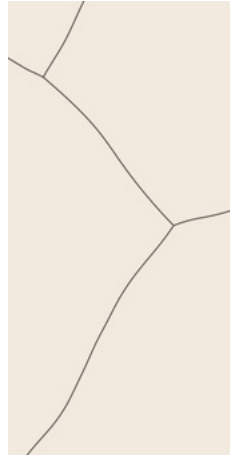




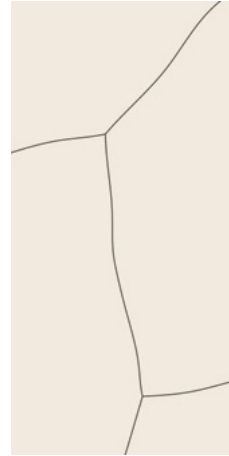
LITICA



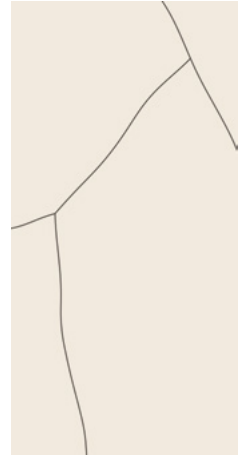
art. LITICA01
60 x 120 cm



art. LITICA02
60 x 120 cm



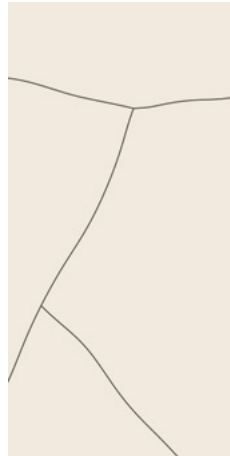
art. LITICA03
60 x 120 cm




art. LITICA04
60 x 120 cm



art. LITICA05
60 x 120 cm



art. LITICA06
60 x 120 cm



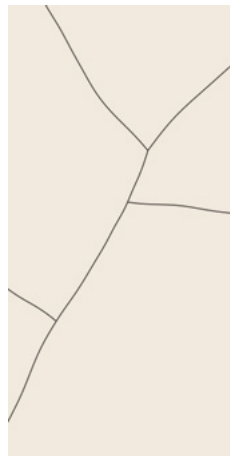
art. LITICA07
60 x 120 cm



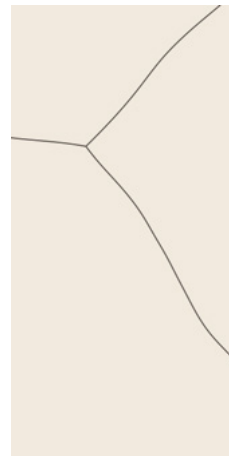
art. LITICA08
60 x 120 cm




art. LITICA09
60 x 120 cm



art. LITICA10
60 x 120 cm



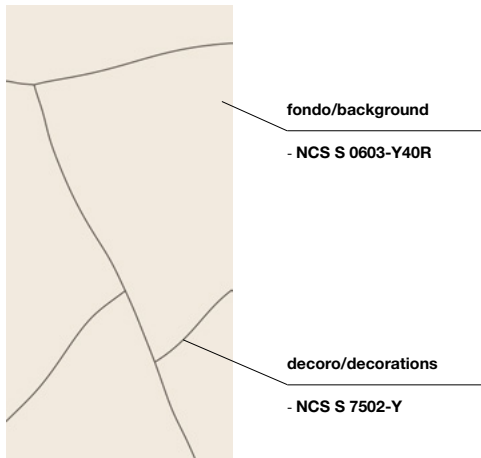
art. LITICA11
60 x 120 cm



art. LITICA12
60 x 120 cm

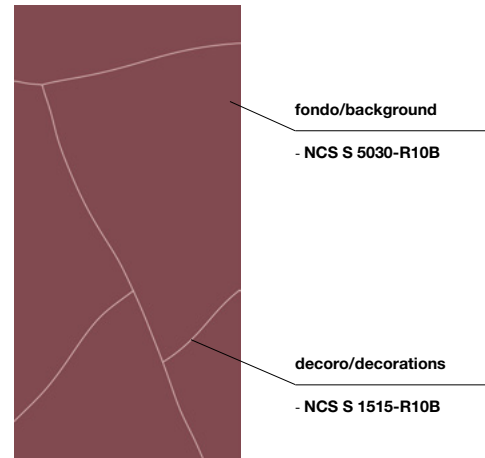
LITICA

ESEMPI ARTICOLI DA ORDINARE - EXAMPLE OF HOW TO ORDER - BEISPIELE ARTIKEL ZUM BESTELLEN - EXEMPLE DES ARTICLES À COMMANDER - EJEMPLOS ARTÍCULOS A PEDIR - ПРИМЕР ОБОЗНАЧЕНИЯ АРТИКУЛОВ ПРИ ЗАКАЗЕ



art. LITICA01

fondo/background NCS S 0603-Y40R
decoro/decorations NCS S 7502-Y



art. LITICA01

fondo/background NCS S 5030-R10B
decoro/decorations NCS S 1515-R10B

MODULI CON LOGO - MODULES WITH LOGO - MODULE MIT LOGO - MODULE AVEC LOGO - MÓDULOS CON LOGO - ПЛИТЫ С ЛОГОТИПОМ

IT _ Su richiesta è possibile ordinare la singola piastrella, liscia o decorata con logo aziendale.
Per il posizionamento vedi schema.

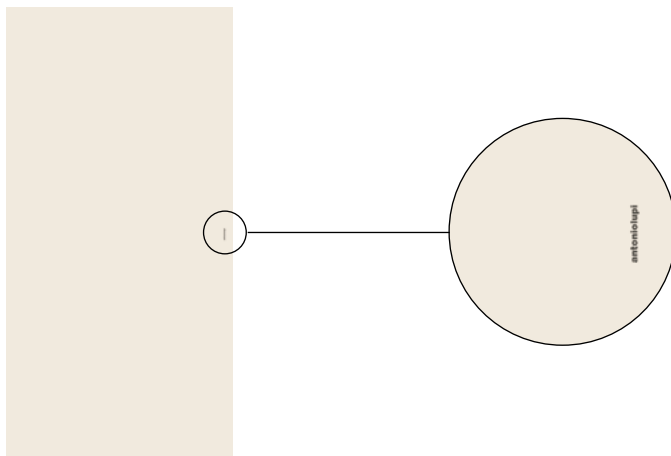
EN _ Upon request, individual tiles can be ordered, either plain or decorated with a company logo.
See the diagram for placement instructions.

DE _ Auf Anfrage können einzelne Fliesen bestellt werden, entweder glatt oder mit Firmenlogo verziert.
Zur Positionierung siehe Schema.

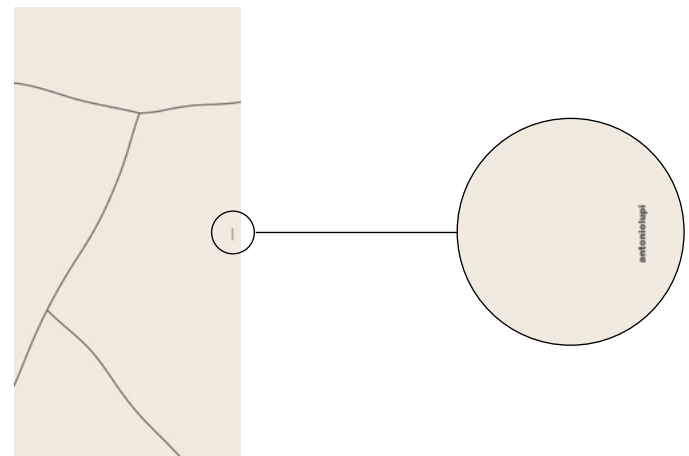
FR _ Sur demande, il est possible de commander le carreau individuel, uni ou décoré avec le logo de l'usine.
Pour le positionnement, voir le schéma.

ES _ Sobre pedido, es posible solicitar la baldosa individual, lisa o decorada con el logotipo de la empresa.
Para la colocación, véase el esquema.

RU _ По запросу возможно заказать отдельную плитку - фоновую или декор с логотипом компании.
Для размещения см.схему.



art. FONDO120_L
60 x 120 cm

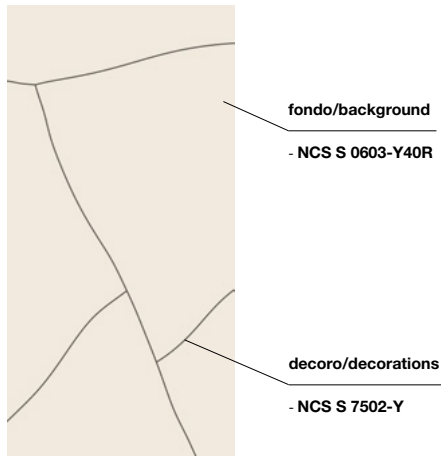


art. LITICA06_L
60 x 120 cm

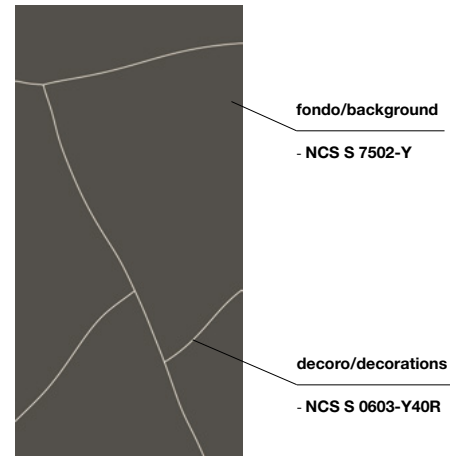
LITICA

varianti colori - color options - farbvarianten - variantes de couleurs - variantes de color - варианты цветов

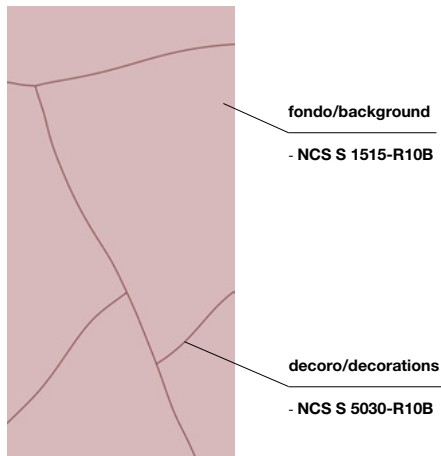
ESEMPI ARTICOLI DA ORDINARE - EXAMPLE OF HOW TO ORDER - BEISPIELE ARTIKEL ZUM BESTELLEN - EXEMPLE DES ARTICLES À COMMANDER - EJEMPLOS ARTÍCULOS A PEDIR - ПРИМЕР ОБОЗНАЧЕНИЯ АРТИКУЛОВ ПРИ ЗАКАЗЕ



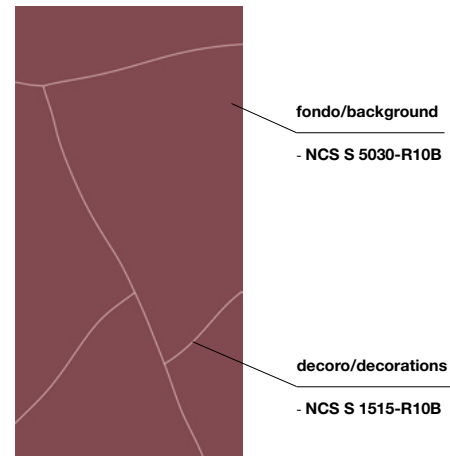
art. LITICA01

fondo/background NCS S 0603-Y40R
decoro/decorations NCS S 7502-Y

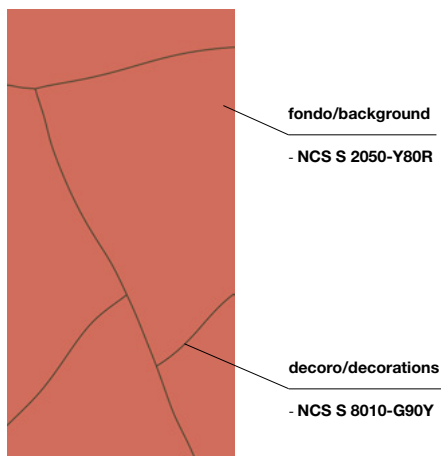
art. LITICA01

fondo/background NCS S 7502-Y
decoro/decorations NCS S 0603-Y40R

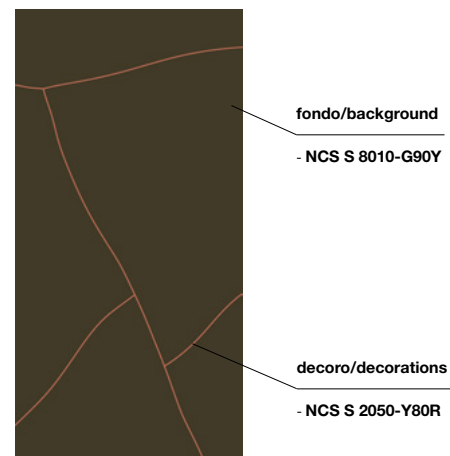
art. LITICA01

fondo/background - NCS S 1515-R10B
decoro/decorations NCS S 5030-R10B

art. LITICA01

fondo/background NCS S 5030-R10B
decoro/decorations NCS S 1515-R10B

art. LITICA01

fondo/background NCS S 2050-Y80R
decoro/decorations NCS S 8010-G90Y

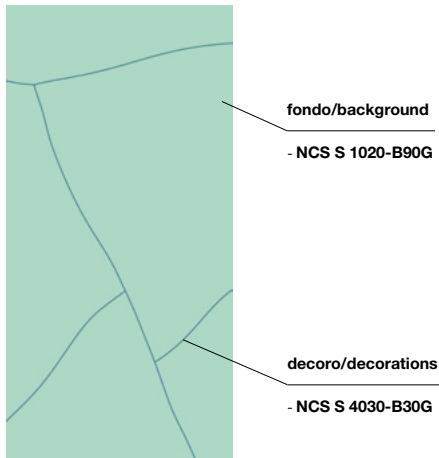
art. LITICA01

fondo/background NCS S 8010-G90Y
decoro/decorations NCS S 2050-Y80R

LITICA

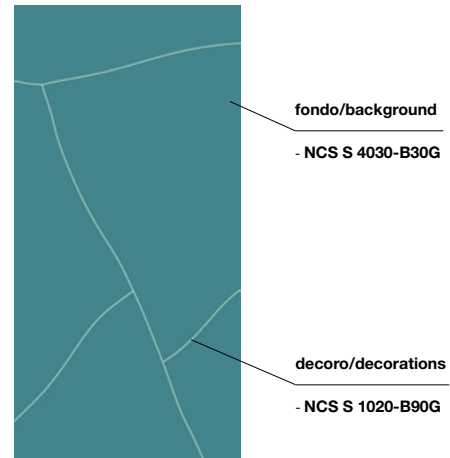
varianti colori - color options - farbvarianten - variantes de couleurs - variantes de color - варианты цветов

ESEMPI ARTICOLI DA ORDINARE - EXAMPLE OF HOW TO ORDER - BEISPIELE ARTIKEL ZUM BESTELLEN - EXEMPLE DES ARTICLES À COMMANDER - EJEMPLOS ARTÍCULOS A PEDIR - ПРИМЕР ОБОЗНАЧЕНИЯ АРТИКУЛОВ ПРИ ЗАКАЗЕ



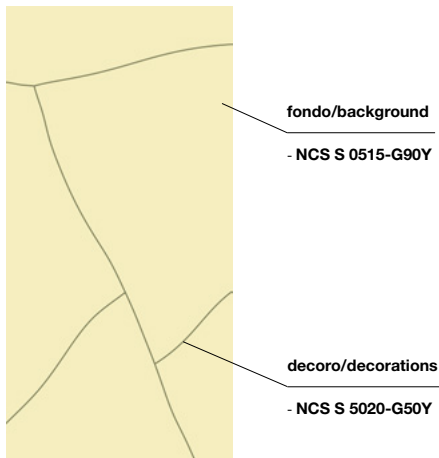
art. LITICA01

fondo/background NCS S 1020-B90G
decoro/decorations NCS S 4030-B30G



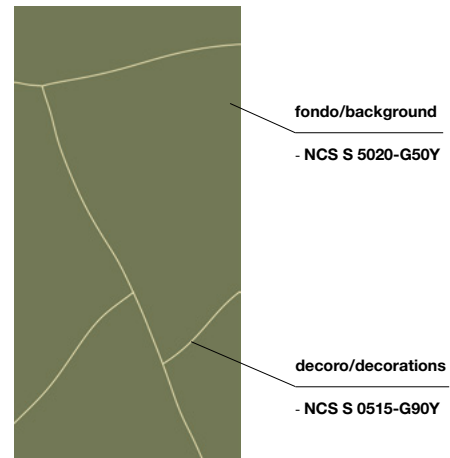
art. LITICA01

fondo/background NCS S 4030-B30G
decoro/decorations NCS S 1020-B90G



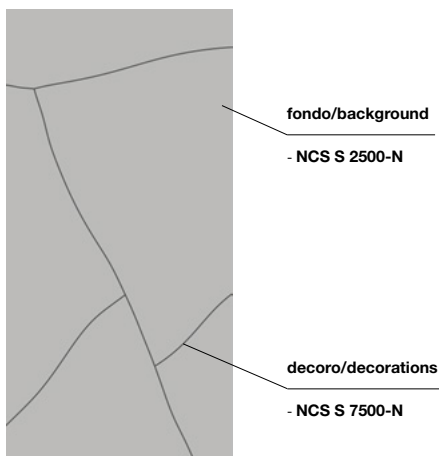
art. LITICA01

fondo/background NCS S 0515-G90Y
decoro/decorations NCS S 5020-G50Y



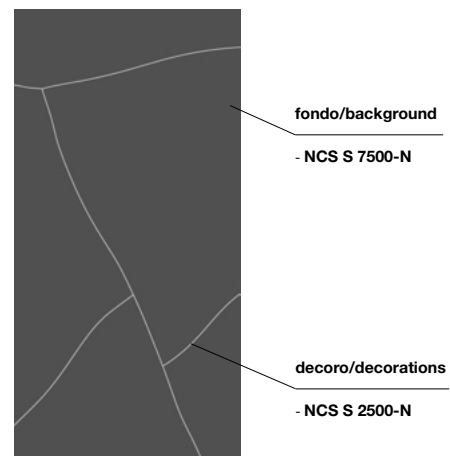
art. LITICA01

fondo/background NCS S 5020-G50Y
decoro/decorations NCS S 0515-G90Y



art. LITICA01

fondo/background NCS S 2500-N
decoro/decorations NCS S 7500-N



art. LITICA01

fondo/background NCS S 7500-N
decoro/decorations NCS S 2500-N

PIUMINO

2026

design_Mario Trimarchi







PIUMINO



PIUMINO



art. PIUMINO10
60 x 120 cm



art. PIUMINO20
60 x 120 cm



art. PIUMINO30
60 x 120 cm

MODULI CON LOGO - MODULES WITH LOGO - MODULE MIT LOGO - MODULE AVEC LOGO - MÓDULOS CON LOGO - ПЛИТЫ С ЛОГОТИПОМ

IT _ Su richiesta è possibile ordinare la singola piastrella, liscia o decorata con logo aziendale.
Per il posizionamento vedi schema.

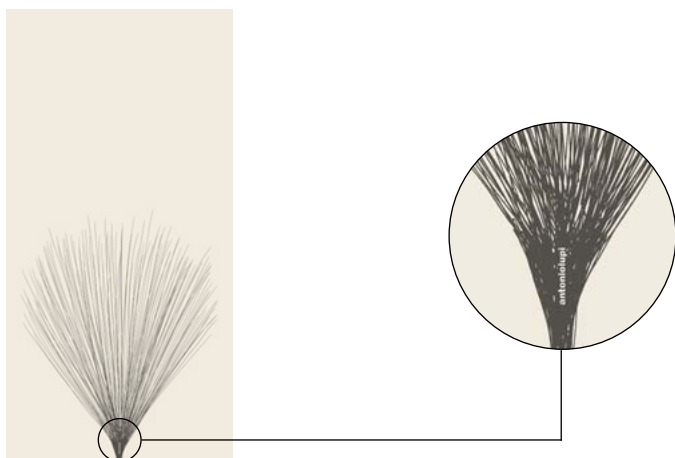
EN _ Upon request, individual tiles can be ordered, either plain or decorated with a company logo.
See the diagram for placement instructions.

DE _ Auf Anfrage können einzelne Fliesen bestellt werden, entweder glatt oder mit Firmenlogo verziert.
Zur Positionierung siehe Schema.

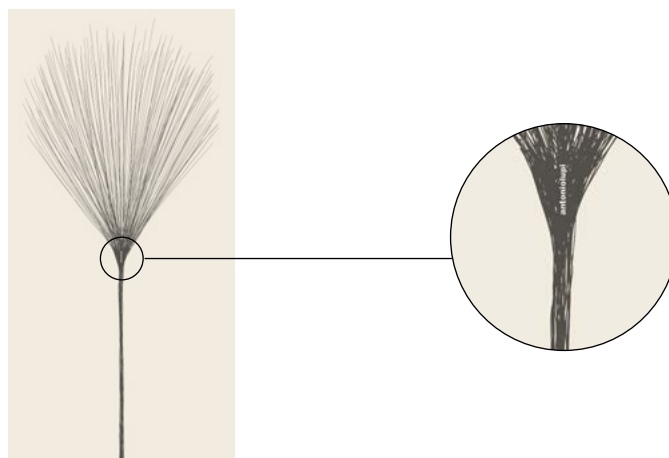
FR _ Sur demande, il est possible de commander le carreau individuel, uni ou décoré avec le logo de l'usine.
Pour le positionnement, voir le schéma.

ES _ Sobre pedido, es posible solicitar la baldosa individual, lisa o decorada con el logotipo de la empresa.
Para la colocación, véase el esquema.

RU _ По запросу возможно заказать отдельную плитку - фоновую или декор с логотипом компании.
Для размещения см.схему.



art. PIUMINO20_L
60 x 120 cm

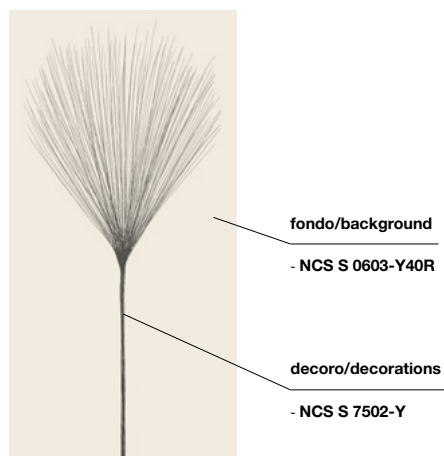


art. PIUMINO30_L
60 x 120 cm

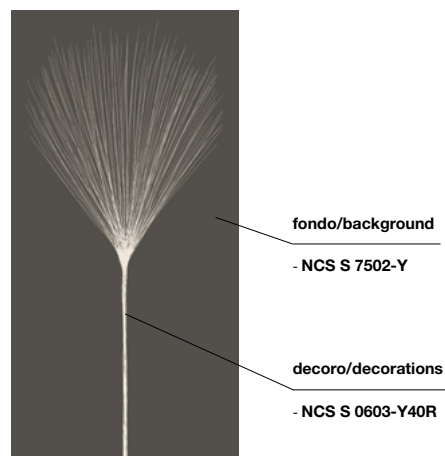
PIUMINO

varianti colori - color options - farbvarianten - variantes de couleurs - variantes de color - варианты цветов


ESEMPLI ARTICOLI DA ORDINARE - EXAMPLE OF HOW TO ORDER - BEISPIELE ARTIKEL ZUM BESTELLEN - EXEMPLE DES ARTICLES À COMMANDER - EJEMPLOS ARTÍCULOS A PEDIR - ПРИМЕР ОБОЗНАЧЕНИЯ АРТИКУЛОВ ПРИ ЗАКАЗЕ



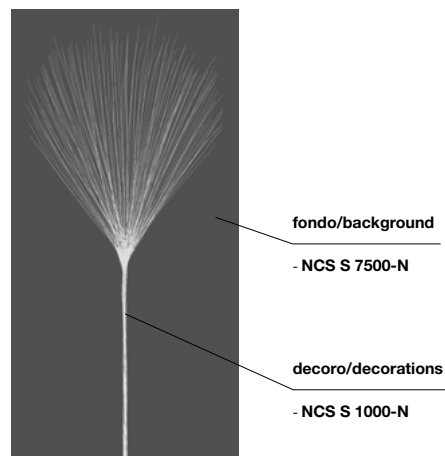
art. PIUMINO30

fondo/background NCS S 0603-Y40R
decoro/decorations NCS S 7502-Y

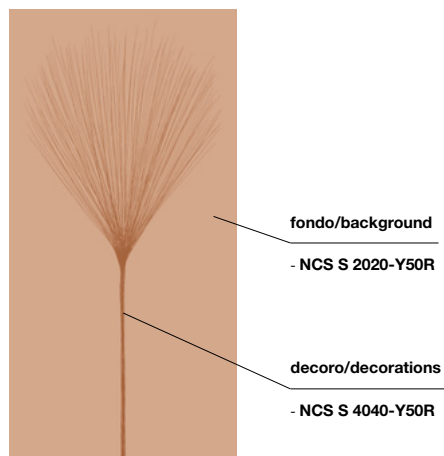
art. PIUMINO30

fondo/background NCS S 7502-Y
decoro/decorations NCS S 0603-Y40R

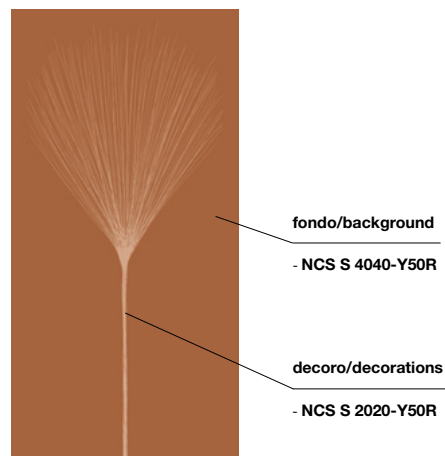
art. PIUMINO30

fondo/background NCS S 1000-N
decoro/decorations NCS S 7500-N

art. PIUMINO30

fondo/background NCS S 7500-N
decoro/decorations NCS S 1000-N

art. PIUMINO30

fondo/background NCS S 2020-Y50R
decoro/decorations NCS S 4040-Y50R

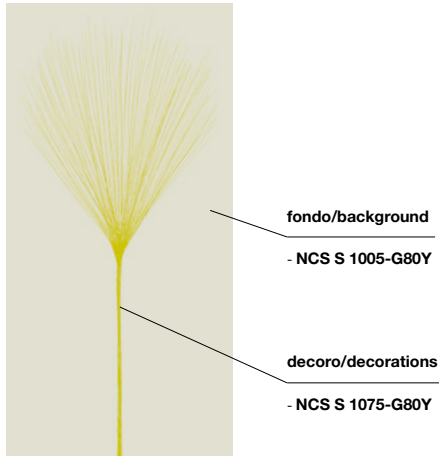
art. PIUMINO30

fondo/background NCS S 4040-Y50R
decoro/decorations NCS S 2020-Y50R

PIUMINO

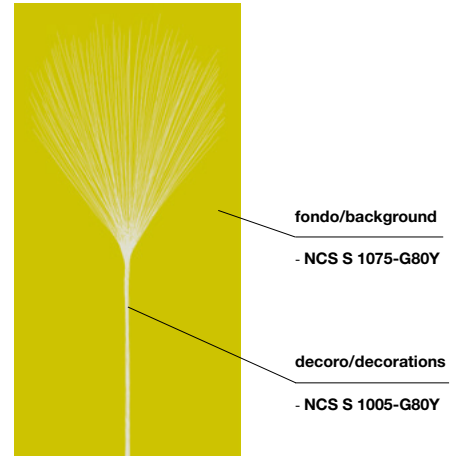
varianti colori - color options - farbvarianten - variantes de couleurs - variantes de color - варианты цветов

ESEMPI ARTICOLI DA ORDINARE - EXAMPLE OF HOW TO ORDER - BEISPIELE ARTIKEL ZUM BESTELLEN - EXEMPLE DES ARTICLES À COMMANDER - EJEMPLOS ARTÍCULOS A PEDIR - ПРИМЕР ОБОЗНАЧЕНИЯ АРТИКУЛОВ ПРИ ЗАКАЗЕ



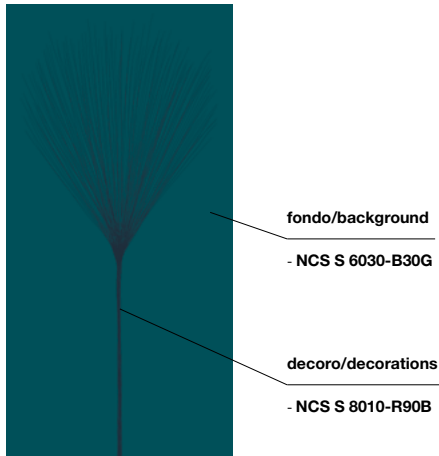
art. PIUMINO30

fondo/background NCS S 1005-G80Y
decoro/decorations NCS S 1075-G80Y



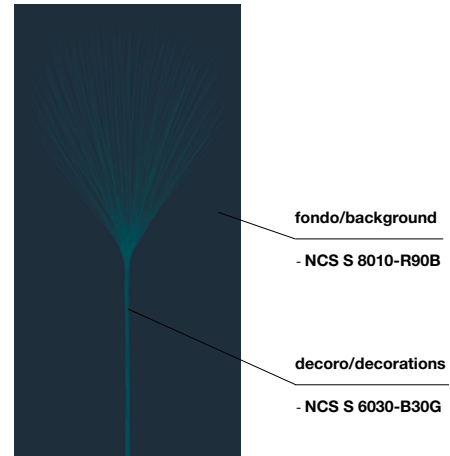
art. PIUMINO30

fondo/background NCS S 1075-G80Y
decoro/decorations NCS S 1005-G80Y



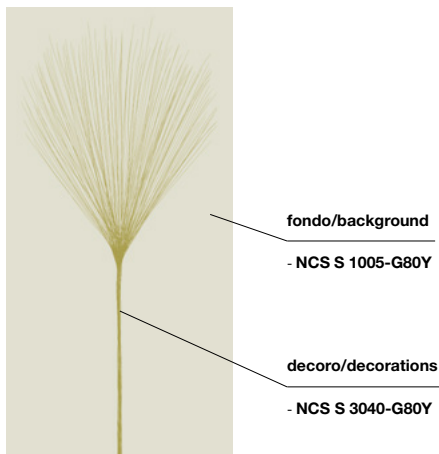
art. PIUMINO30

fondo/background NCS S 6030-B30G
decoro/decorations NCS S 8010-R90B



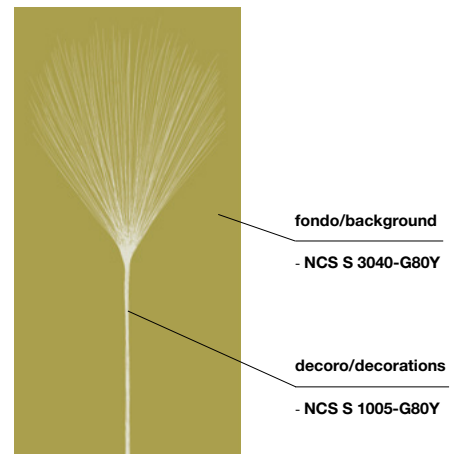
art. PIUMINO30

fondo/background NCS S 8010-R90B
decoro/decorations NCS S 6030-B30G



art. PIUMINO30

fondo/background NCS S 1005-G80Y
decoro/decorations NCS S 3040-G80Y



art. PIUMINO30

fondo/background NCS S 3040-G80Y
decoro/decorations NCS S 1005-G80Y

TRIBALE

2026

design_Mario Trimarchi






TRIBALE



TRIBALE



art. TRIBALE10
30 x 60 cm



art. TRIBALE20
30 x 60 cm



art. TRIBALE30
30 x 60 cm

MODULI CON LOGO - MODULES WITH LOGO - MODULE MIT LOGO - MODULE AVEC LOGO - MÓDULOS CON LOGO - ПЛИТЫ С ЛОГОТИПОМ

IT _ Su richiesta è possibile ordinare la singola piastrella, liscia o decorata con logo aziendale.
Per il posizionamento vedi schema.

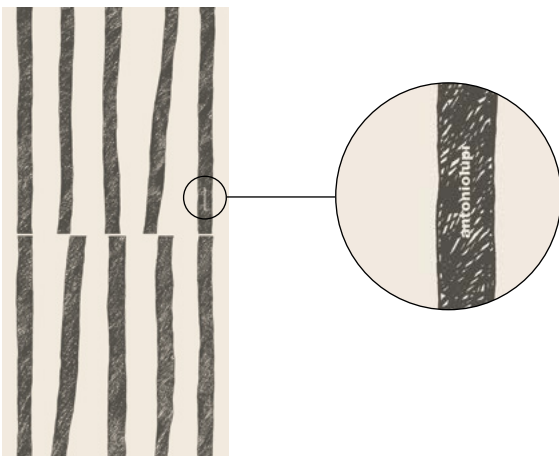
EN _ Upon request, individual tiles can be ordered, either plain or decorated with a company logo.
See the diagram for placement instructions.

DE _ Auf Anfrage können einzelne Fliesen bestellt werden, entweder glatt oder mit Firmenlogo verziert.
Zur Positionierung siehe Schema.

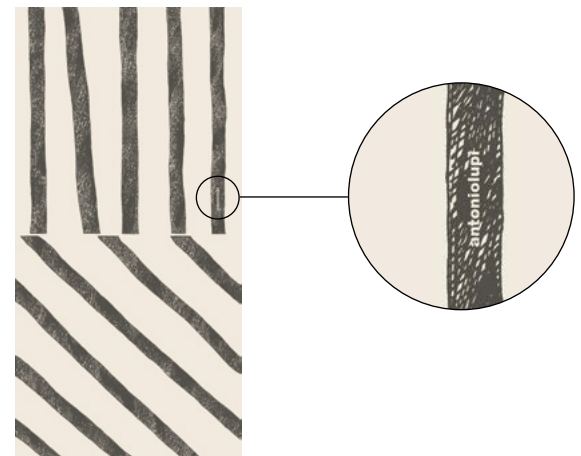
FR _ Sur demande, il est possible de commander le carreau individuel, uni ou décoré avec le logo de l'usine.
Pour le positionnement, voir le schéma.

ES _ Sobre pedido, es posible solicitar la baldosa individual, lisa o decorada con el logotipo de la empresa.
Para la colocación, véase el esquema.

RU _ По запросу возможно заказать отдельную плитку - фоновую или декор с логотипом компании.
Для размещения см.схему.



art. TRIBALE10_L
30 x 60 cm



art. TRIBALE20_L
30 x 60 cm

TRIBALE



TRIBALE

ESEMPI ARTICOLI DA ORDINARE - EXAMPLE OF HOW TO ORDER - BEISPIELE ARTIKEL ZUM BESTELLEN - EXEMPLE DES ARTICLES À COMMANDER -
EJEMPLOS ARTÍCULOS A PEDIR - ПРИМЕР ОБОЗНАЧЕНИЯ АРТИКУЛОВ ПРИ ЗАКАЗЕ



fondo/background

- NCS S 0603-Y40R


decoro/decorations

- NCS S 7502-Y

art. TRIBALE10

fondo/background NCS S 0603-Y40R

decoro/decorations NCS S 7502-Y



fondo/background

- NCS S 4502-Y

decoro/decorations

- NCS S 7502-Y

art. TRIBALE10

fondo/background NCS S 4502-Y

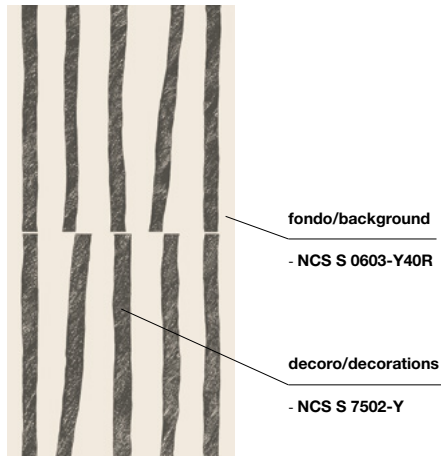
decoro/decorations NCS S 7502-Y




TRIBALE

varianti colori - color options - farbvarianten - variantes de couleurs - variantes de color - варианты цветов


ESEMPLI ARTICOLI DA ORDINARE - EXAMPLE OF HOW TO ORDER - BEISPIELE ARTIKEL ZUM BESTELLEN - EXEMPLE DES ARTICLES À COMMANDER - EJEMPLOS ARTICULOS A PEDIR - ПРИМЕР ОБОЗНАЧЕНИЯ АРТИКУЛОВ ПРИ ЗАКАЗЕ




art. TRIBALE10

fondo/background NCS S 0603-Y40R
decoro/decorations NCS S 7502-Y

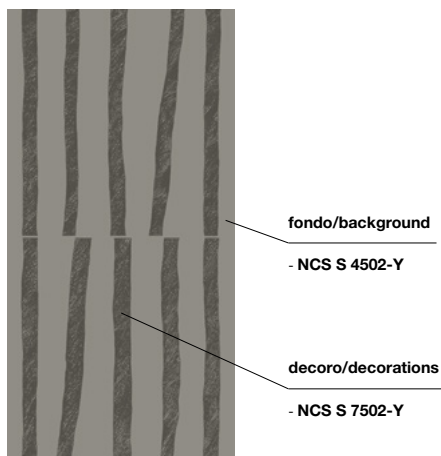
art. TRIBALE10

fondo/background NCS S 7502-Y
decoro/decorations NCS S 0603-Y40R

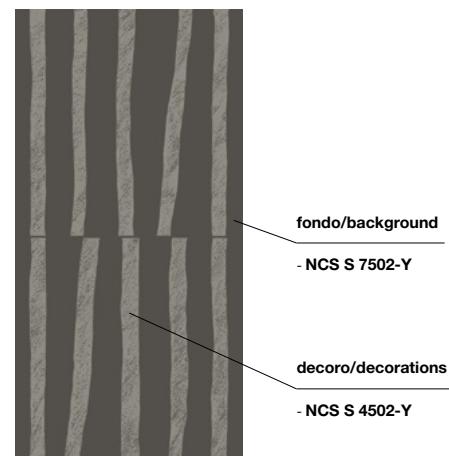
art. TRIBALE10

fondo/background NCS S 2005-Y20R
decoro/decorations NCS S 8010-R90B

art. TRIBALE10

fondo/background NCS S 8010-R90B
decoro/decorations NCS S 2005-Y20R

art. TRIBALE10

fondo/background NCS S 4502-Y
decoro/decorations NCS S 7502-Y


art. TRIBALE10

fondo/background NCS S 7502-Y
decoro/decorations NCS S 4502-Y

TRIBALE


varianti colori - color options - farbvarianten - variantes de couleurs - variantes de color - варианты цветов

ESEMPI ARTICOLI DA ORDINARE - EXAMPLE OF HOW TO ORDER - BEISPIELE ARTIKEL ZUM BESTELLEN - EXEMPLE DES ARTICLES À COMMANDER - EJEMPLOS ARTÍCULOS A PEDIR - ПРИМЕР ОБОЗНАЧЕНИЯ АРТИКУЛОВ ПРИ ЗАКАЗЕ



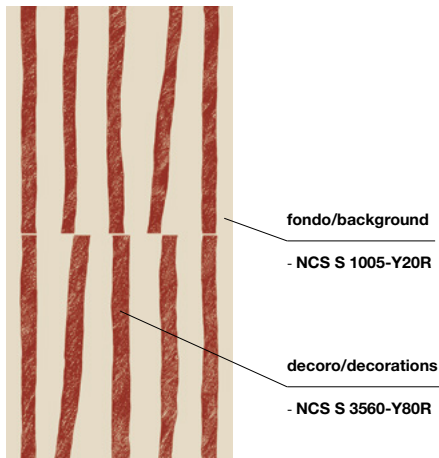
art. TRIBALE10

fondo/background NCS S 1005-G80Y
decoro/decorations NCS S 4550-G10Y




art. TRIBALE10

fondo/background NCS S 4550-G10Y
decoro/decorations NCS S 1005-G80Y



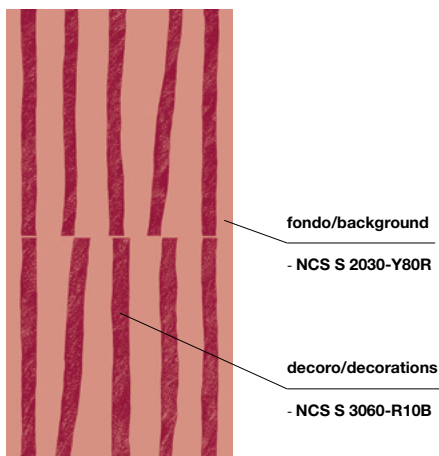
art. TRIBALE10

fondo/background NCS S 1005-Y20R
decoro/decorations NCS S 3560-Y80R



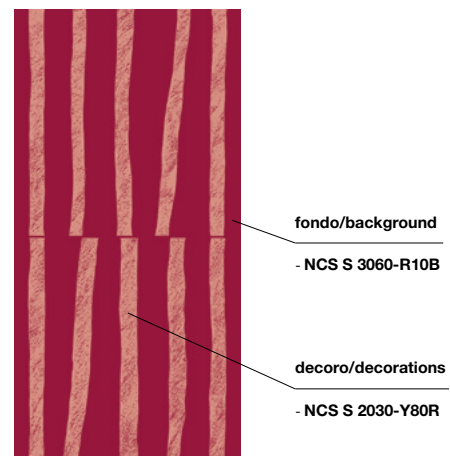
art. TRIBALE10

fondo/background NCS S 3560-Y80R
decoro/decorations NCS S 1005-Y20R



art. TRIBALE10

fondo/background NCS S 2030-Y80R
decoro/decorations NCS S 3060-R10B



art. TRIBALE10

fondo/background NCS S 3060-R10B
decoro/decorations NCS S 2030-Y80R

BAMBÙ

2026

design_Mario Trimarchi







BAMBU




art. BAMBU10
60 x 120 cm




art. BAMBU20
60 x 120 cm



art. BAMBU30
60 x 120 cm



art. BAMBU40
60 x 120 cm




art. BAMBU11
60 x 120 cm



art. BAMBU21
60 x 120 cm



art. BAMBU31
60 x 120 cm



art. BAMBU41
60 x 120 cm




art. BAMBU12
60 x 120 cm



art. BAMBU22
60 x 120 cm



art. BAMBU32
60 x 120 cm



art. BAMBU42
60 x 120 cm

BAMBU

MODULI CON LOGO - MODULES WITH LOGO - MODULE MIT LOGO - MODULE AVEC LOGO - MÓDULOS CON LOGO - ПЛИТЫ С ЛОГОТИПОМ

IT _ Su richiesta è possibile ordinare la singola piastrella, liscia o decorata con logo aziendale.
Per il posizionamento vedi schema.

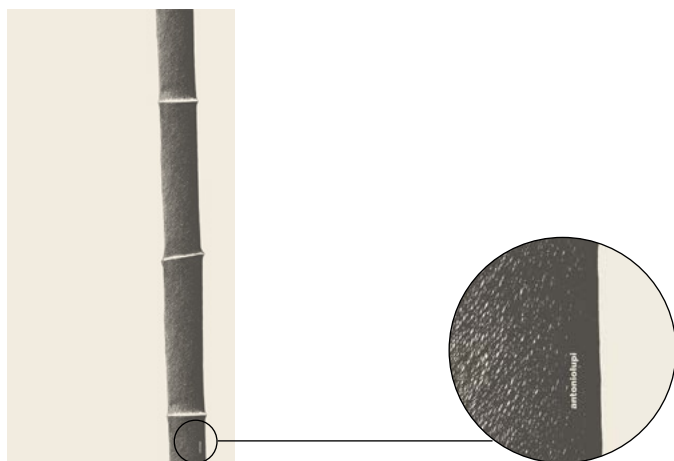
EN _ Upon request, individual tiles can be ordered, either plain or decorated with a company logo.
See the diagram for placement instructions.

DE _ Auf Anfrage können einzelne Fliesen bestellt werden, entweder glatt oder mit Firmenlogo verziert.
Zur Positionierung siehe Schema.


FR _ Sur demande, il est possible de commander le carreau individuel, uni ou décoré avec le logo de l'usine.
Pour le positionnement, voir le schéma.

ES _ Sobre pedido, es posible solicitar la baldosa individual, lisa o decorada con el logotipo de la empresa.
Para la colocación, véase el esquema.


RU _ По запросу возможно заказать отдельную плитку - фоновую или декор с логотипом компании.
Для размещения см.схему.



art. BAMBU11_L
60 x 120 cm



art. BAMBU21_L
60 x 120 cm




art. BAMBU31_L
60 x 120 cm



art. BAMBU41_L
60 x 120 cm


BAMBU

ESEMPI ARTICOLI DA ORDINARE - EXAMPLE OF HOW TO ORDER - BEISPIELE ARTIKEL ZUM BESTELLEN - EXEMPLE DES ARTICLES À COMMANDER - EJEMPLOS ARTÍCULOS A PEDIR - ПРИМЕР ОБОЗНАЧЕНИЯ АРТИКУЛОВ ПРИ ЗАКАЗЕ



art. BAMBU20

fondo/background NCS S 0603-Y40R
decoro/decorations NCS S 7502-Y



art. BAMBU20


fondo/background NCS S 0507-B
decoro/decorations NCS S 4502-B



BAMBU


varianti colori - color options - farbvarianten - variantes de couleurs - variantes de color - варианты цветов

ESEMPLI ARTICOLI DA ORDINARE - EXAMPLE OF HOW TO ORDER - BEISPIELE ARTIKEL ZUM BESTELLEN - EXEMPLE DES ARTICLES À COMMANDER - EJEMPLOS ARTÍCULOS A PEDIR - ПРИМЕР ОБОЗНАЧЕНИЯ АРТИКУЛОВ ПРИ ЗАКАЗЕ




art. BAMBU20

fondo/background NCS S 0603-Y40R
decoro/decorations NCS S 7502-Y




art. BAMBU20

fondo/background NCS S 7502-Y
decoro/decorations NCS S 0603-Y40R



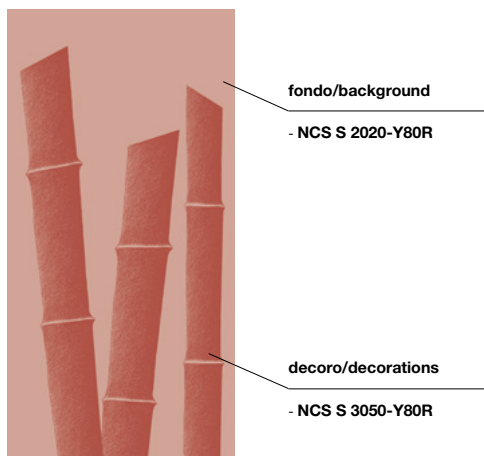
art. BAMBU20

fondo/background NCS S 2020-B
decoro/decorations NCS S 6030-B70G



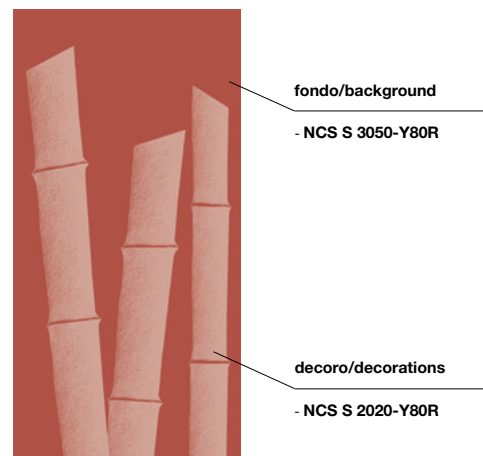
art. BAMBU20

fondo/background NCS S 6030-B70G
decoro/decorations NCS S 2020-B



art. BAMBU20

fondo/background NCS S 2020-Y80R
decoro/decorations NCS S 3050-Y80R



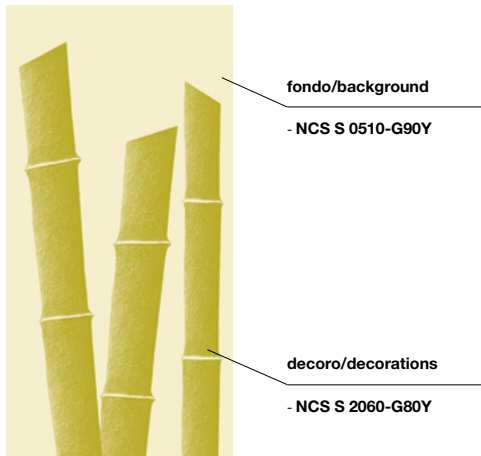
art. BAMBU20

fondo/background NCS S 3050-Y80R
decoro/decorations NCS S 2020-Y80R

BAMBU


varianti colori - color options - farbvarianten - variantes de couleurs - variantes de color - варианты цветов

ESEMPI ARTICOLI DA ORDINARE - EXAMPLE OF HOW TO ORDER - BEISPIELE ARTIKEL ZUM BESTELLEN - EXEMPLE DES ARTICLES À COMMANDER - EJEMPLOS ARTÍCULOS A PEDIR - ПРИМЕР ОБОЗНАЧЕНИЯ АРТИКУЛОВ ПРИ ЗАКАЗЕ




art. BAMBU20

fondo/background NCS S 0510-G90Y
decoro/decorations NCS S 2060-G80Y



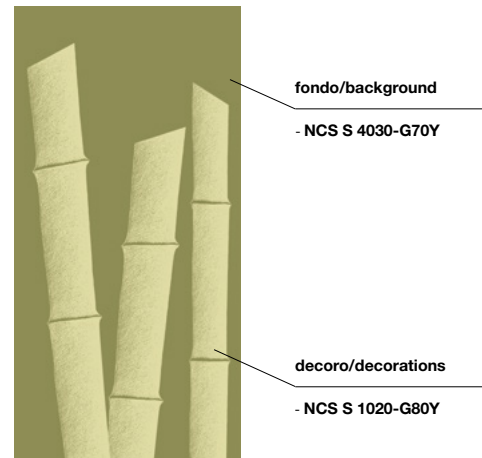
art. BAMBU20

fondo/background NCS S 2060-G80Y
decoro/decorations NCS S 0510-G90Y



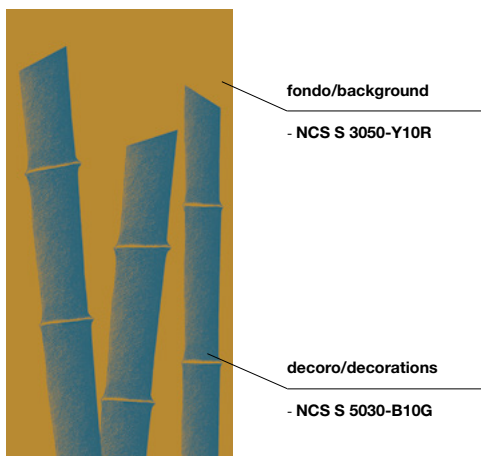
art. BAMBU20

fondo/background NCS S 1020-G80Y
decoro/decorations NCS S 4030-G70Y



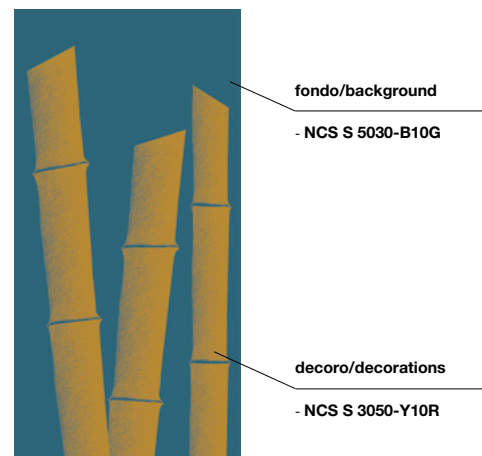
art. BAMBU20

fondo/background NCS S 4030-G70Y
decoro/decorations NCS S 1020-G80Y



art. BAMBU20

fondo/background NCS S 3050-Y10R
decoro/decorations NCS S 5030-B10G



art. BAMBU20

fondo/background NCS S 5030-B10G
decoro/decorations NCS S 3050-Y10R

TRALERIGHE

2026

design_GUM design

Sistema progettuale aperto di dialogo cromatico /
An open design system for chromatic dialogue

Invita il committente, il progettista, l'architetto a diventare autori dello spazio: creare autonomamente layout, scegliere cromie tono su tono o a contrasto, costruire luoghi che riflettano l'individualità di chi li vive.

Le piastrelle in gres porcellanato stampato offrono una personalizzazione totale, consentendo di realizzare progetti unici e sartoriali.

Oltre a un'ampia selezione di grafiche disponibili, è possibile scegliere i colori utilizzando il campionario antoniolupi o le mazzette NCS, RAL, e PANTONE.

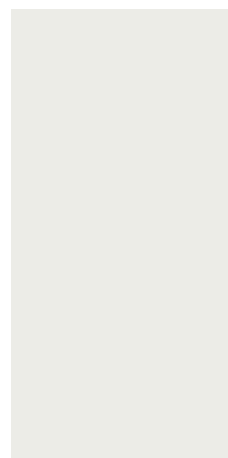
Nei formati 30x60 e 60x120, posabili in verticale e in orizzontale. La libertà combinatoria consente una progettazione non del singolo rivestimento, ma dell'intero ambiente, in cui gli elementi architettonici e spaziali comunicano tra loro con naturalezza e precisione.

Invites the client, the designer, and the architect to become the creators of space: to independently design layouts, choose tone-on-tone or contrasting color schemes, and build spaces that reflect the individuality of those who live in them.


Printed porcelain stoneware tiles offer complete customization, allowing for the creation of unique, bespoke projects.

A ceramic system that transcends the concept of wall covering to become a design language. From plaster to paint, from lacquered finishes to glazes, every element of the living space finds a point of dialogue.

Available in 30x60 and 60x120 formats, suitable for both vertical and horizontal installation. This freedom of combination allows for the design not of a single wall covering, but of the entire space, where architectural and spatial elements interact with ease and precision.




art. FONDO120
60 x 120 cm




art. FONDO60
30 x 60 cm

TRALERIGHE

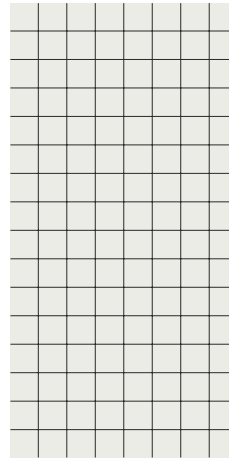
60x120



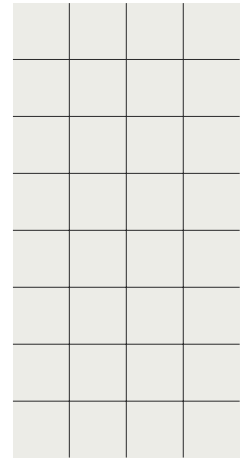
art. TRGQ1
60 x 120 cm




art. TRGQ2
60 x 120 cm




art. TRGQ3
60 x 120 cm




art. TRGQ4
60 x 120 cm




art. TRGR23
60 x 120 cm




art. TRGR24
60 x 120 cm




art. TRGR25
60 x 120 cm




art. TRGR26
60 x 120 cm




art. TRGR12
60 x 120 cm



art. TRGR13
60 x 120 cm




art. TRGR14
60 x 120 cm

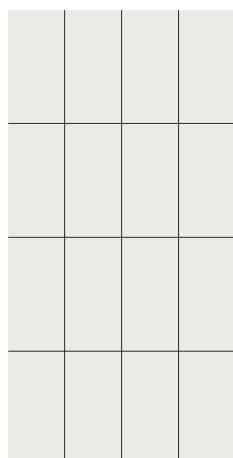


art. TRGR15
60 x 120 cm

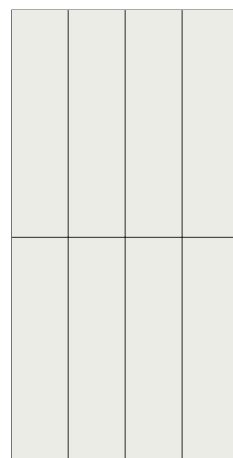
TRALERIGHE
60x120




art. TRGQ5
60 x 120 cm




art. TRGR45
60 x 120 cm



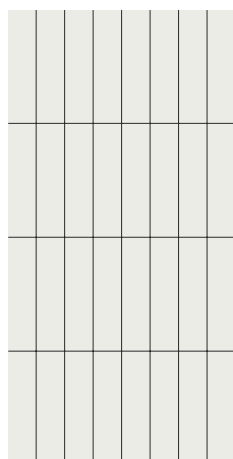
art. TRGR46
60 x 120 cm



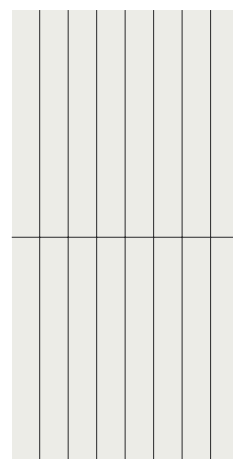
art. TRGR56
60 x 120 cm




art. TRGR34
60 x 120 cm




art. TRGR35
60 x 120 cm




art. TRGR36
60 x 120 cm



art. TRGV37
60 x 120 cm




art. TRGR16
60 x 120 cm



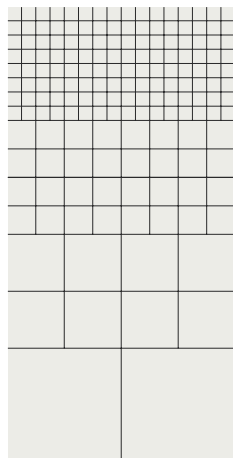
art. TRGQ6
60 x 120 cm

TRALERIGHE

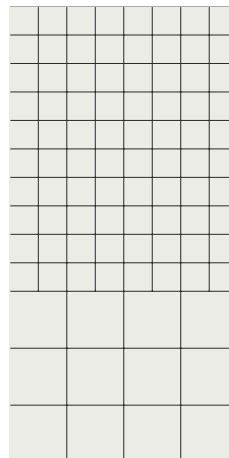
60x120




art. TRGM1
60 x 120 cm




art. TRGM2
60 x 120 cm



art. TRGM3
60 x 120 cm




art. TRGM4
60 x 120 cm

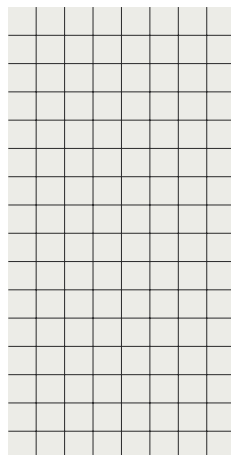


art. TRGM5
60 x 120 cm

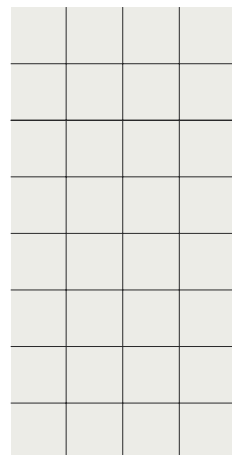
TRALERIGHE
30x60




art. TRGVP16
30 x 60 cm




art. TRGQP2
30 x 60 cm



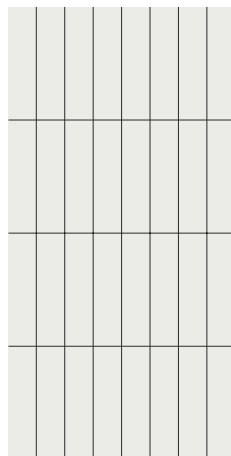
art. TRGQP3
30 x 60 cm



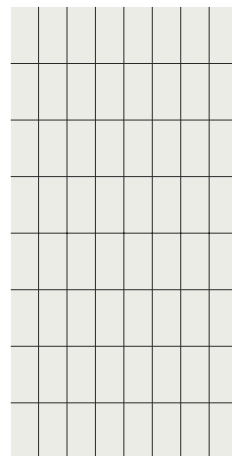
art. TRGVP36
30 x 60 cm



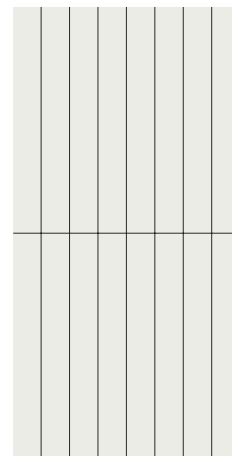
art. TRGVP26
30 x 60 cm



art. TRGRP24
30 x 60 cm



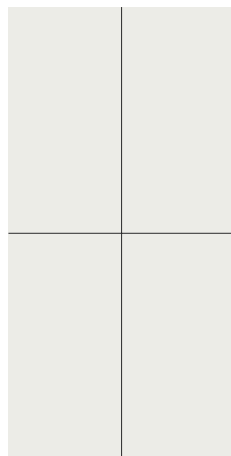
art. TRGRP23
30 x 60 cm



art. TRGRP25
30 x 60 cm



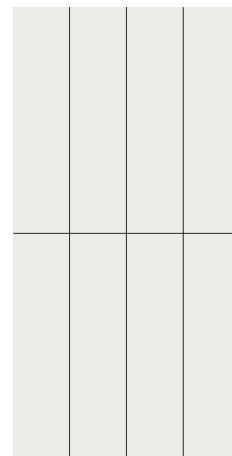
art. TRGQP4
30 x 60 cm



art. TRGRP45
30 x 60 cm

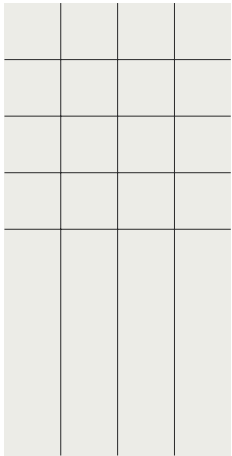


art. TRGQP5
30 x 60 cm

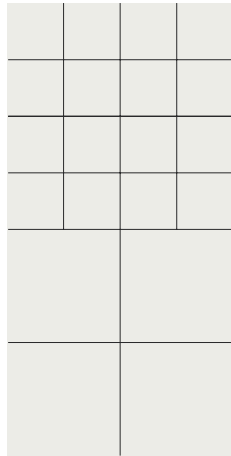


art. TRGRP35
30 x 60 cm


TRALERIGHE
30x60



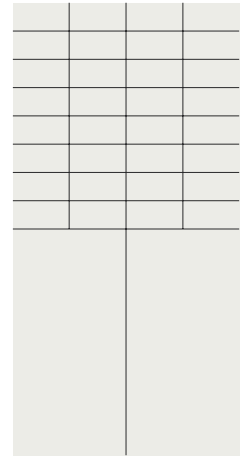
art. TRGMP1
30 x 60 cm



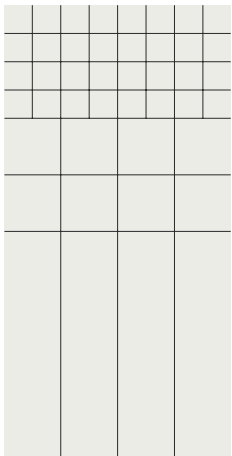
art. TRGMP2
30 x 60 cm




art. TRGMP3
30 x 60 cm



art. TRGMP4
30 x 60 cm




art. TRGMP5
30 x 60 cm




art. TRGMP6
30 x 60 cm

TRALERIGHE





art. TRGQ4
60 x 120 cm
Spessore riga 2 mm / Thickness of line 2 mm



fondo/background
antoniolupi_Bianco mood 594




decoro/decorations
antoniolupi_Nero 545



stucco/grout 2 mm
KK12

TRALERIGHE







art. TRGQ4
60 x 120 cm
Spessore riga 2 mm / Thickness of line 2 mm



fondo/background
antoniolupi_Cielo 599





decoro/decorations
antoniolupi_Ovatta 546




stucco/grout 2 mm
KK76





art. TRGQ2
60 x 120 cm
Spessore riga 2 mm / Thickness of line 2 mm



fondo/background
antoniolupi_Bianco mood 594




decoro/decorations
antoniolupi_Nero 545




stucco/grout 2 mm
KK12

TRALERIGHE





art. TRGR46
60 x 120 cm
Spessore riga 2 mm / Thickness of line 2 mm



fondo/background
antoniolupi_Bianco 506





decoro/decorations
antoniolupi_Basalto 5121




stucco/grout 2 mm
KK72

TRALERIGHE





art. TRGQ2
60 x 120 cm
Spessore riga 2 mm / Thickness of line 2 mm



fondo/background
antoniolupi_Bianco mood 594




decoro/decorations
antoniolupi_Basalto 5121




stucco/grout 2 mm
KK72





art. TRGR45
60 x 120 cm
Spessore riga 2 mm / Thickness of line 2 mm



fondo/background
antoniolupi_Bianco mood 594



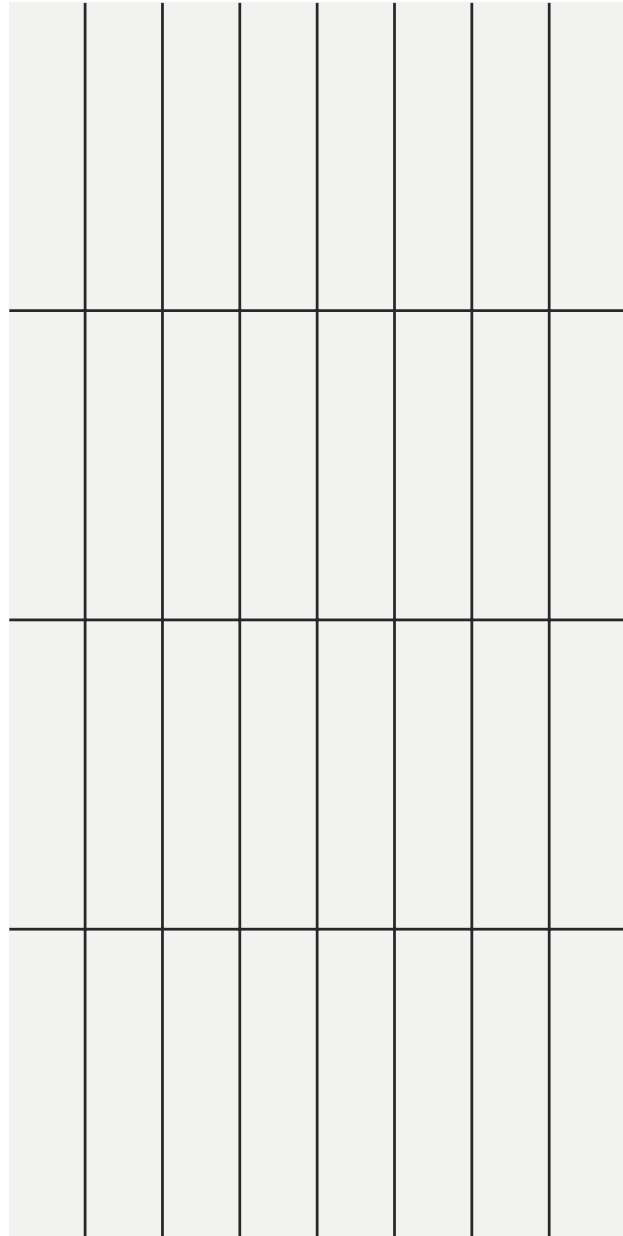
decoro/decorations
antoniolupi_Nero 545




stucco/grout 2 mm
KK12

TRALERIGHE






art. TRGR35
60 x 120 cm
Spessore riga 2 mm / Thickness of line 2 mm



fondo/background
antoniolupi_Bianco 506




decoro/decorations
antoniolupi_Corteccia 553



stucco/grout 2 mm
KK94

TRALERIGHE





art. TRGR35
60 x 120 cm
Spessore riga 2 mm / Thickness of line 2 mm



fondo/background
antoniolupi_Creta 516




decoro/decorations
antoniolupi_Basalto 5121




stucco/grout 2 mm
KK72

TRALERIGHE





art. TRGQ2
60 x 120 cm
Spessore riga 2 mm / Thickness of line 2 mm




fondo/background
antoniolupi_Bianco mood 594




decoro/decorations
antoniolupi_Basalto 5121




stucco/grout 2 mm
KK72





art. TRGQ2
60 x 120 cm
Spessore riga 2 mm / Thickness of line 2 mm



fondo/background
antoniolupi_Bianco 506




decoro/decorations
antoniolupi_Kajal 5101



stucco/grout 2 mm
KK72





art. TRGR36
60 x 120 cm
Spessore riga 2 mm / Thickness of line 2 mm



fondo/background
antoniolupi_Grigio pioggia 528




decoro/decorations
antoniolupi_Skin cenere 5125




stucco/grout 2 mm
KK72

TRALERIGHE





art. TRGR46
60 x 120 cm
Spessore riga 2 mm / Thickness of line 2 mm



fondo/background
antoniolupi_Bianco 506




decoro/decorations
antoniolupi_Corteccia 553




stucco/grout 2 mm
KK94





art. TRGR26
60 x 120 cm
Spessore riga 2 mm / Thickness of line 2 mm



fondo/background
antoniolupi_Bianco mood 594




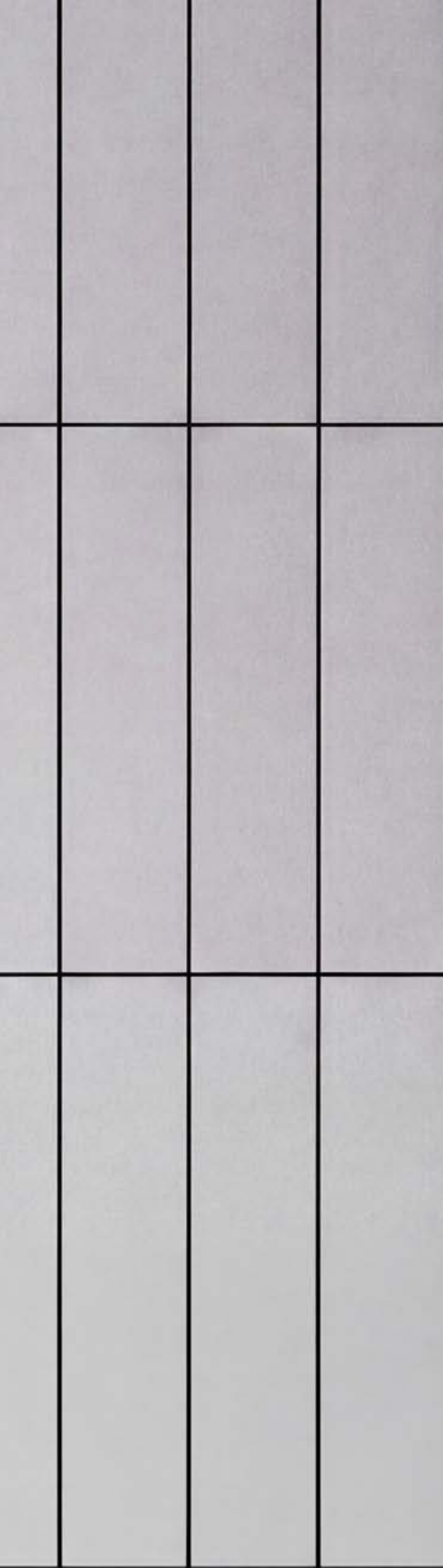
decoro/decorations
antoniolupi_Basalto 5121




stucco/grout 2 mm
KK72

TRALERIGHE





art. TRGR36
60 x 120 cm
Spessore riga 2 mm / Thickness of line 2 mm



fondo/background
antoniolupi_Bianco 506

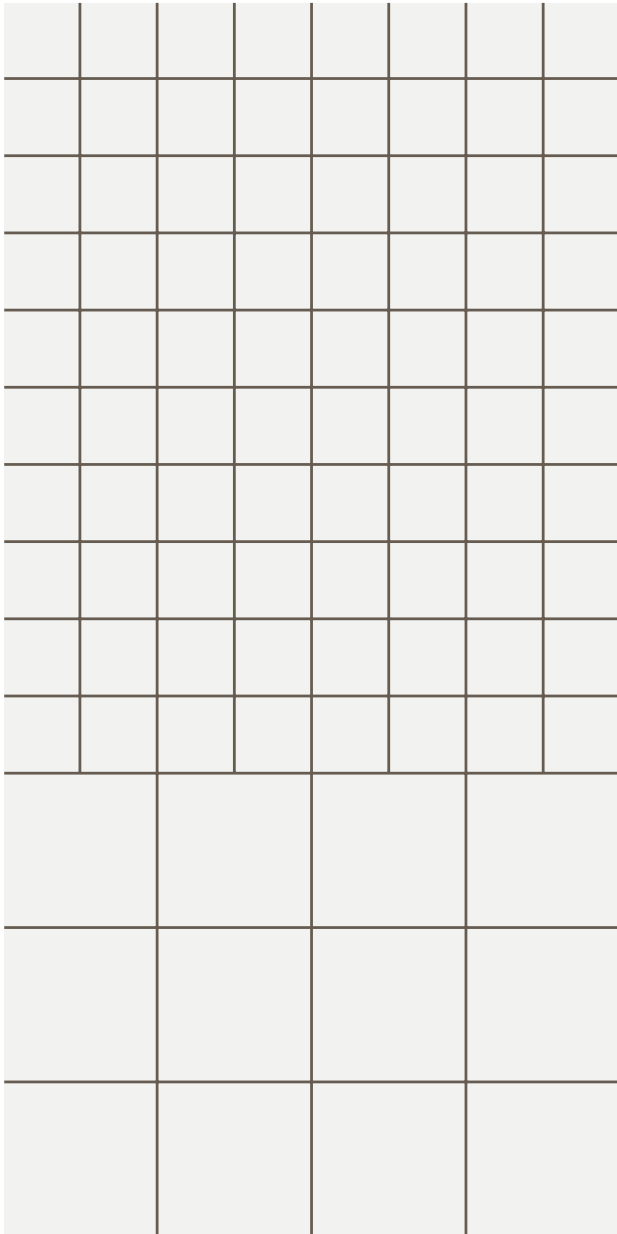


decoro/decorations
antoniolupi_Skin cenere 5125

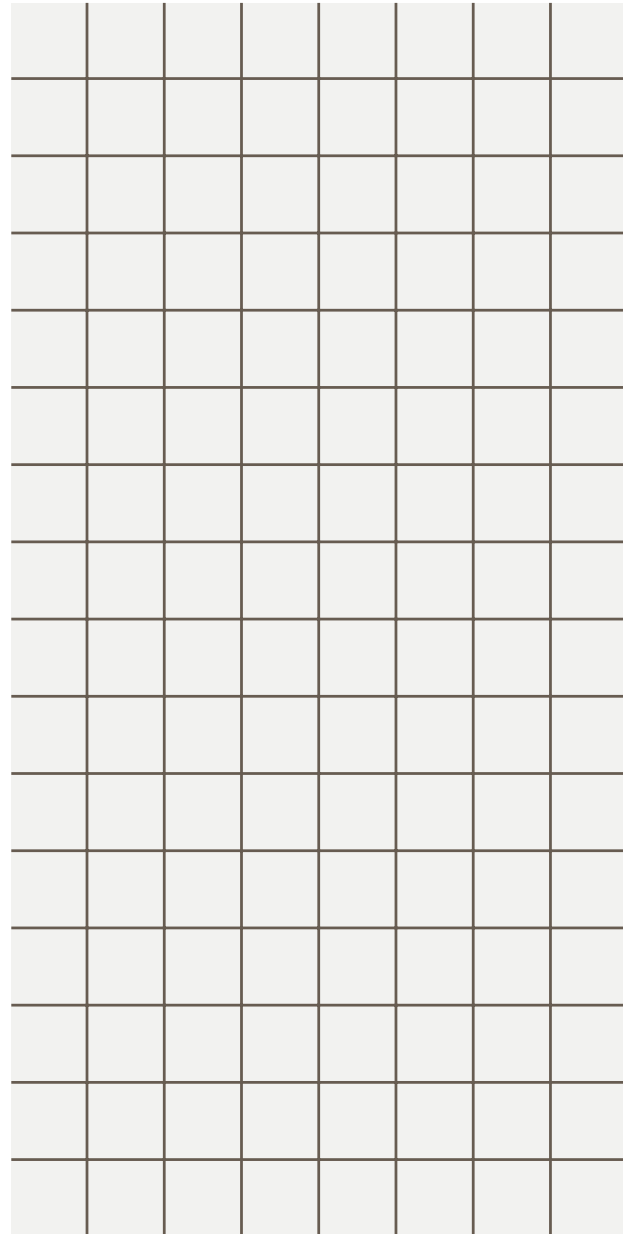


stucco/grout 2 mm
KK72







art. TRGM3
60 x 120 cm
Spessore riga 2 mm / Thickness of line 2 mm



art. TRGQ3
60 x 120 cm
Spessore riga 2 mm / Thickness of line 2 mm




fondo/background
antoniolupi_Bianco 506



decoro/decorations
antoniolupi_Corteccia 553



stucco/grout 2 mm
KK94



fondo/background
antoniolupi_Bianco 506




decoro/decorations
antoniolupi_Corteccia 553



stucco/grout 2 mm
KK94

TRALERIGHE





art. TRGQ3
60 x 120 cm
Spessore riga 2 mm / Thickness of line 2 mm



fondo/background
antoniolupi_Iceberg 5122




decoro/decorations
antoniolupi_Basalto 5121




stucco/grout 2 mm
KK72

TRALERIGHE





art. TRGV37
60 x 120 cm
Spessore riga 2 mm / Thickness of line 2 mm



fondo/background
antoniolupi_Ovatta 546




decoro/decorations
antoniolupi_Basalto 5121




stucco/grout 2 mm
KK72

TRALERIGHE





art. TRGR46
60 x 120 cm
Spessore riga 2 mm / Thickness of line 2 mm




fondo/background
antoniolupi_Bianco mood 594




decoro/decorations
antoniolupi_Skin cenere 5125



stucco/grout 2 mm
KK72



art. TRGR24
60 x 120 cm
Spessore riga 2 mm / Thickness of line 2 mm



fondo/background
antoniolupi_Bianco mood 594




decoro/decorations
antoniolupi_Skin cenere 5125




stucco/grout 2 mm
KK72





art. TRGR23
60 x 120 cm
Spessore riga 2 mm / Thickness of line 2 mm



fondo/background
antoniolupi_Bianco 506




decoro/decorations
antoniolupi_Basalto 5121



stucco/grout 2 mm
KK72

TRALERIGHE





art. TRGR35
60 x 120 cm
Spessore riga 2 mm / Thickness of line 2 mm



fondo/background
antoniolupi_Grigio pioggia 528




decoro/decorations
antoniolupi_Skin cenere 5125




stucco/grout 2 mm
KK72

TRALERIGHE





art. TRGQ5
60 x 120 cm
Spessore riga 2 mm / Thickness of line 2 mm



fondo/background
antoniolupi_Bianco mood 594




decoro/decorations
antoniolupi_Terracotta 597




stucco/grout 2 mm
KK114

TRALERIGHE





art. TRGR46
60 x 120 cm
Spessore riga 2 mm / Thickness of line 2 mm



fondo/background
antoniolupi_Cipria 595




decoro/decorations
antoniolupi_Argilla 5118



stucco/grout 2 mm
136







art. TRGQ3
60 x 120 cm
Spessore riga 2 mm / Thickness of line 2 mm



fondo/background
antoniolupi_Skin cenere 5125




decoro/decorations
antoniolupi_Bianco vetro 593




stucco/grout 2 mm
KK76





art. TRGR26
60 x 120 cm
Spessore riga 2 mm / Thickness of line 2 mm



fondo/background
antoniolupi_Bianco 506



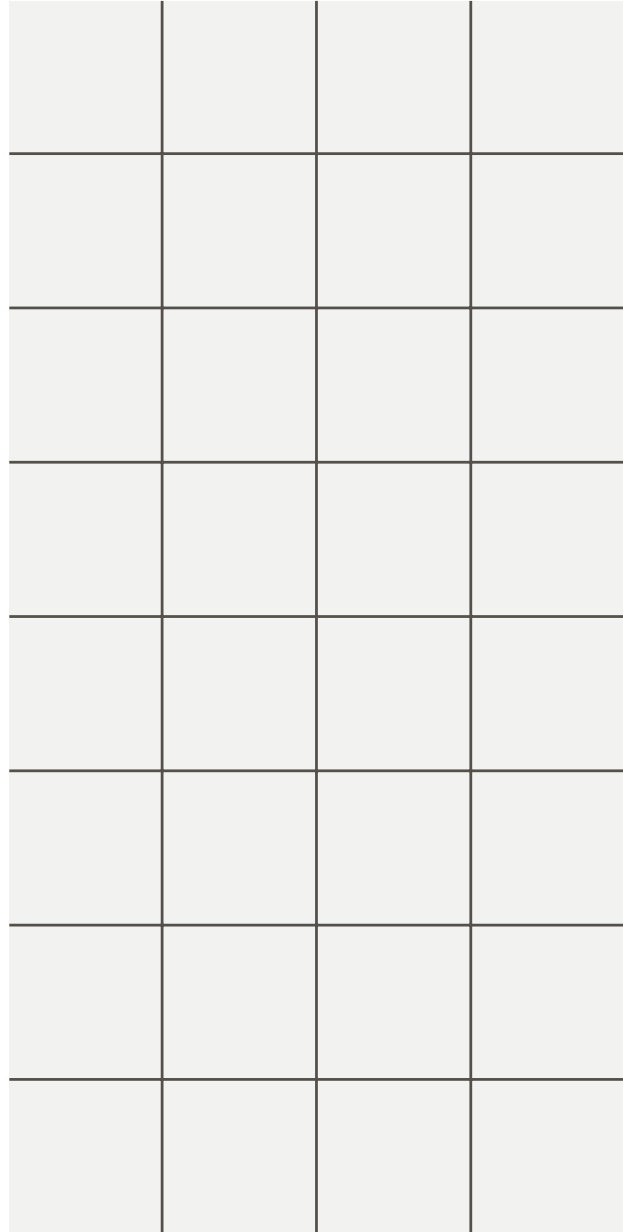
decoro/decorations
antoniolupi_Skin cenere 5125




stucco/grout 2 mm
KK72

TRALERIGHE





art. TRGQ4
60 x 120 cm
Spessore riga 2 mm / Thickness of line 2 mm



fondo/background
antoniolupi_Bianco 506




decoro/decorations
antoniolupi_Skin cenere 5125



stucco/grout 2 mm
KK72

TRALERIGHE





art. TRGV37
60 x 120 cm
Spessore riga 2 mm / Thickness of line 2 mm



fondo/background
antoniolupi_Bambola 5106



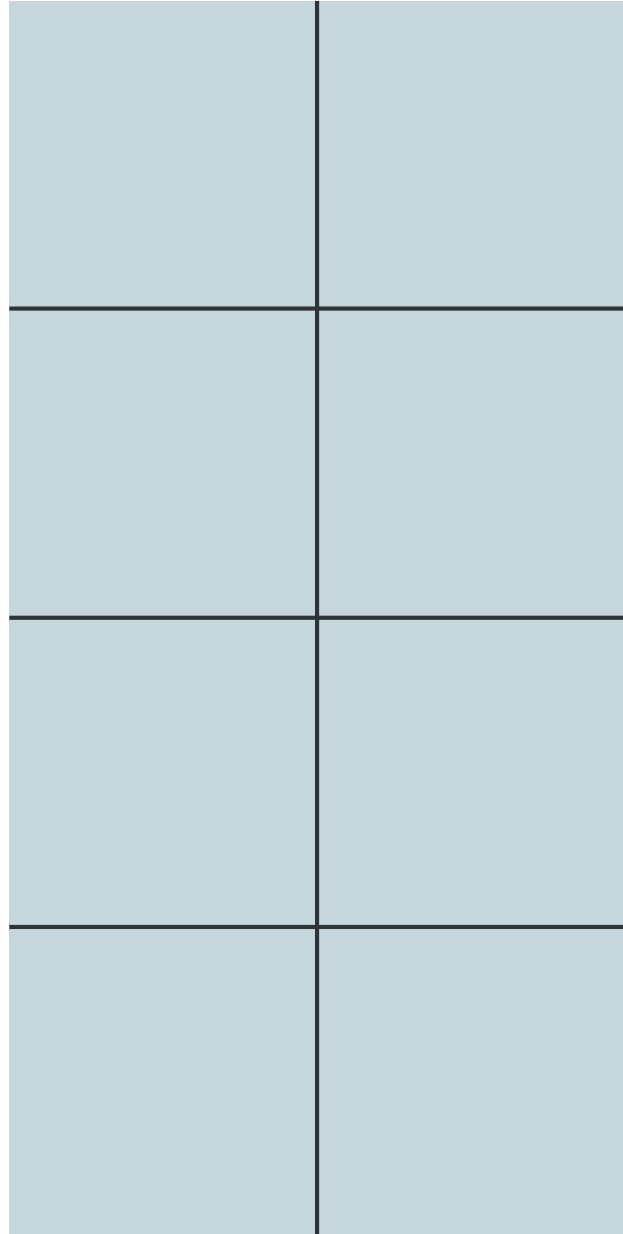
decoro/decorations
antoniolupi_Terracotta 597



stucco/grout 2 mm
KK114

TRALERIGHE





art. TRGQ5
60 x 120 cm
Spessore riga 2 mm / Thickness of line 2 mm



fondo/background
antoniolupi_Era glaciale 5111




decoro/decorations
antoniolupi_Profondo blu 5114




stucco/grout 2 mm
KK12





art. TRGQ4
60 x 120 cm
Spessore riga 2 mm / Thickness of line 2 mm



fondo/background
antoniolupi_Bianco mood 594




decoro/decorations
antoniolupi_Tortora 578




stucco/grout 2 mm
KK110

TRALERIGHE





art. TRGV37
60 x 120 cm
Spessore riga 2 mm / Thickness of line 2 mm



fondo/background
antoniolupi_Bianco mood 594

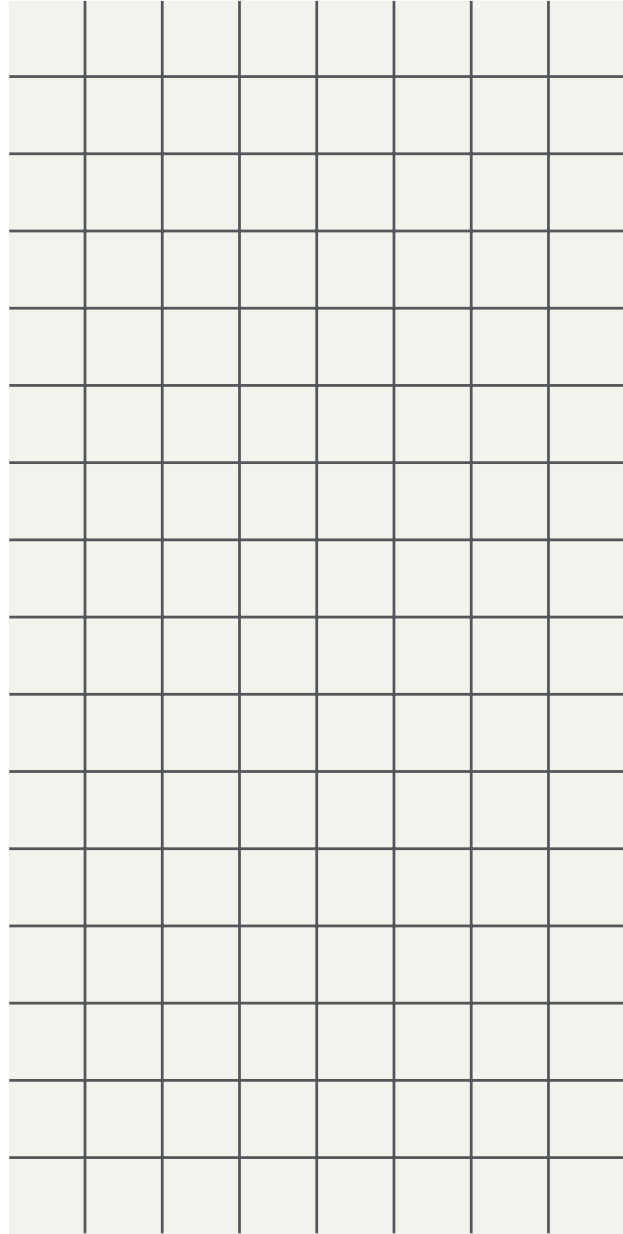


decoro/decorations
antoniolupi_Terracotta 597




stucco/grout 2 mm
KK114






art. TRGQ3
60 x 120 cm
Spessore riga 2 mm / Thickness of line 2 mm



fondo/background
antoniolupi_Ovatta 546



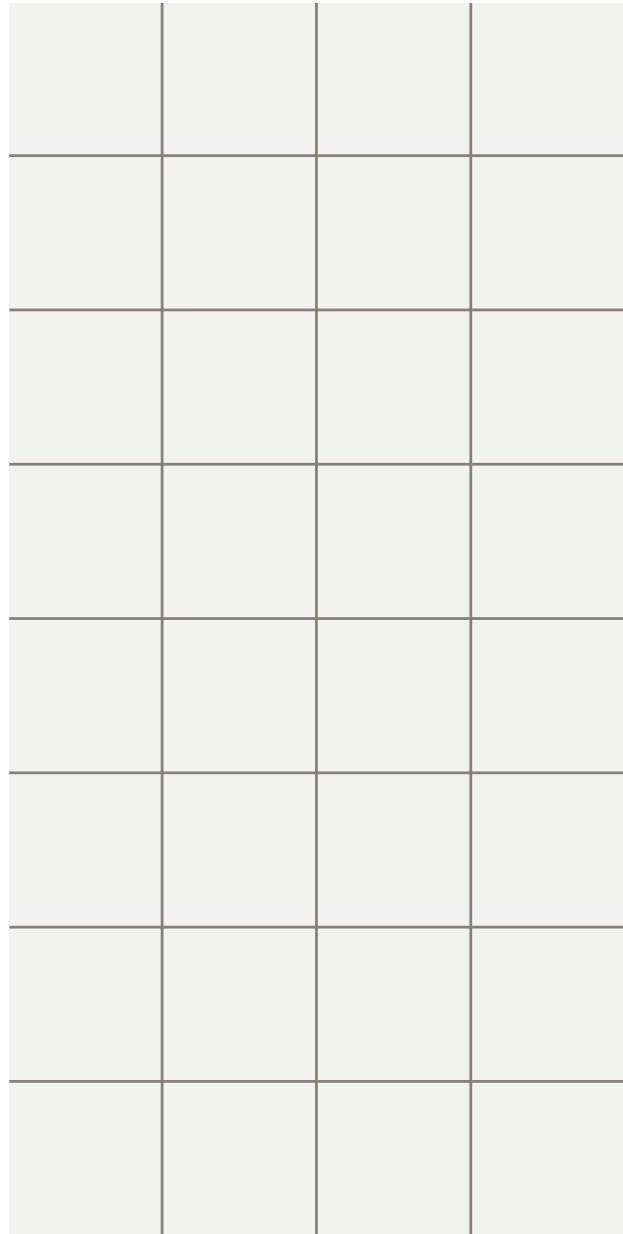
decoro/decorations
antoniolupi_Matita 517




stucco/grout 2 mm
114

TRALERIGHE





art. TRGQ4
60 x 120 cm
Spessore riga 2 mm / Thickness of line 2 mm



fondo/background
antoniolupi_Bianco 506




decoro/decorations
antoniolupi_Creta 516




stucco/grout 2 mm
113

TRALERIGHE





art. TRGVP16
30 x 60 cm
Spessore riga 2 mm / Thickness of line 2 mm



fondo/background
antoniolupi_Bianco 506




decoro/decorations
antoniolupi_Profondo blu 5114




stucco/grout 2 mm
KK12

TRALERIGHE





art. mod_TRGR46
60 x 120 cm
Spessore riga 2 mm / Thickness of line 2 mm



fondo/background
antoniolupi_Bianco mood 594





decoro/decorations
antoniolupi_Havana 548



stucco/grout 2 mm
KK81

TRALERIGHE







art. mod_TRGR46
60 x 120 cm
Spessore riga 2 mm / Thickness of line 2 mm



fondo/background
antoniolupi_Melograno 588




decoro/decorations
antoniolupi_Meringa 507




stucco/grout 2 mm
KK126





art. mod_TRGR46
60 x 120 cm
Spessore riga 2 mm / Thickness of line 2 mm



fondo/background
antoniolupi_Meringa 507




decoro/decorations
antoniolupi_Argilla 5118




stucco/grout 2 mm
136






art. FONDO60
30 x 60 cm




fondo/background
antoniolupi_Bianco mood 594



stucco/grout 2 mm
KK69



art. TRGVP16
30 x 60 cm
Spessore riga 2 mm / Thickness of line 2 mm



fondo/background
antoniolupi_Bianco mood 594




decoro/decorations
antoniolupi_Delfino 5120




stucco/grout 2 mm
KK69

TRALERIGHE






art. mod_TRGR46
60 x 120 cm
Spessore riga 2 mm / Thickness of line 2 mm



fondo/background
antoniolupi_Meringa 507




decoro/decorations
antoniolupi_Pomice 596



stucco/grout 2 mm
177







art. TRGQ4
60 x 120 cm
Spessore riga 2 mm / Thickness of line 2 mm



fondo/background
antoniolupi_Melograno 588

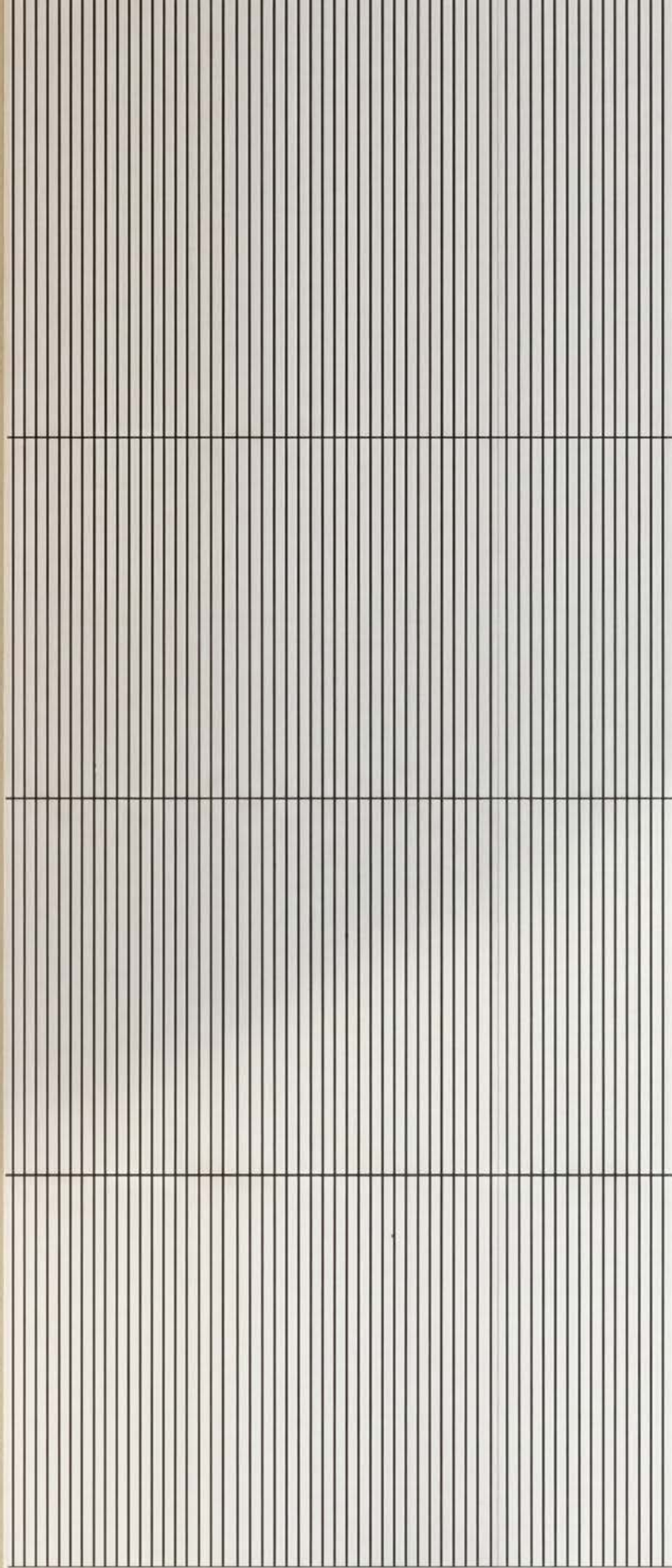


decoro/decorations
antoniolupi_Meringa 507




stucco/grout 2 mm
KK126

TRALERIGHE





art. TRGVP16
30 x 60 cm
Spessore riga 2 mm / Thickness of line 2 mm



fondo/background
antoniolupi_Bianco spino 522




decoro/decorations
antoniolupi_Profondo blu 5114




stucco/grout 2 mm
KK12

TRALERIGHE






art. TRGR45
60 x 120 cm
Spessore riga 2 mm / Thickness of line 2 mm



fondo/background
antoniolupi_Meringa 507




decoro/decorations
antoniolupi_Havana 548



stucco/grout 2 mm
112

TRALERIGHE







art. TRGQ5
60 x 120 cm
Spessore riga 2 mm / Thickness of line 2 mm



fondo/background
antoniolupi_Coccodrillo 5100




decoro/decorations
antoniolupi_Meringa 507



stucco/grout 2 mm
130

TRALERIGHE





art. TRGQ4
60 x 120 cm
Spessore riga 2 mm / Thickness of line 2 mm



fondo/background
antoniolupi_Pomice 596




decoro/decorations
antoniolupi_Lambretta 5109




stucco/grout 2 mm
KK50

TRALERIGHE





art. TRGQ4
60 x 120 cm
Spessore riga 2 mm / Thickness of line 2 mm



fondo/background
antoniolupi_Bianco mood 594




decoro/decorations
antoniolupi_Veneziano 5105



stucco/grout 2 mm
143

TRALERIGHE







art. TRGQ5
60 x 120 cm
Spessore riga 2 mm / Thickness of line 2 mm



fondo/background
antoniolupi_Skin cenere 5125




decoro/decorations
antoniolupi_Bianco vetro 593




stucco/grout 2 mm
KK76





art. TRGQ5
60 x 120 cm
Spessore riga 2 mm / Thickness of line 2 mm



fondo/background
antoniolupi_Bianco mood 594



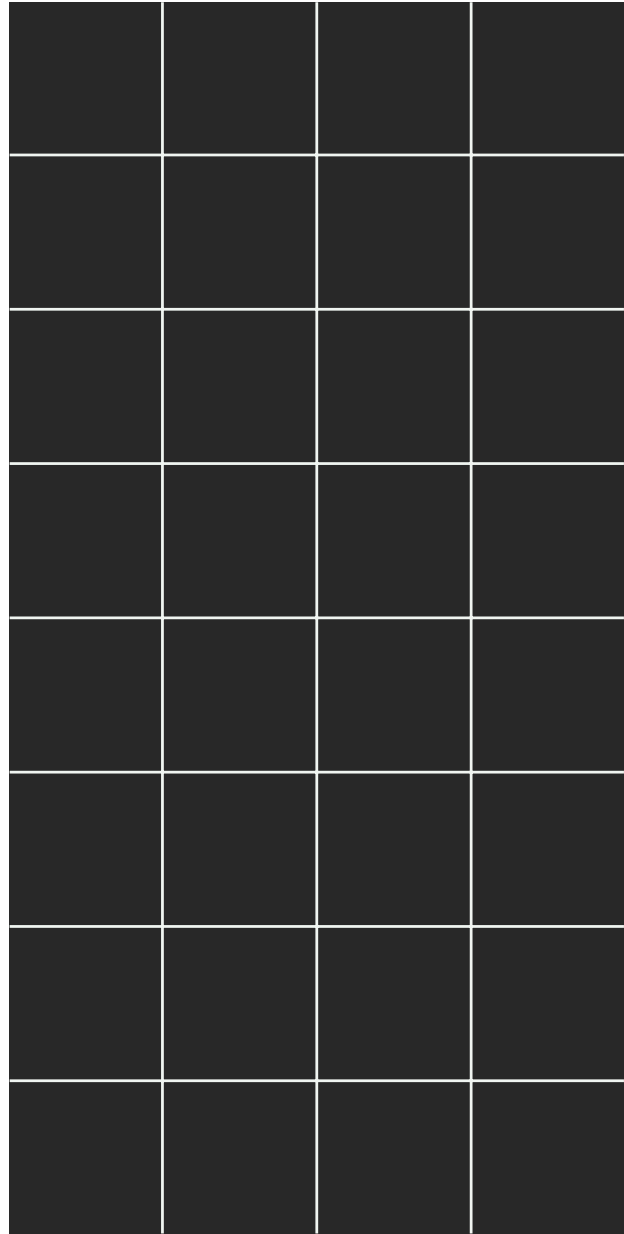
decoro/decorations
antoniolupi_Basalto 5121



stucco/grout 2 mm
KK72

TRALERIGHE







art. TRGQ4
60 x 120 cm
Spessore riga 2 mm / Thickness of line 2 mm



fondo/background
antoniolupi_Nero 545




decoro/decorations
antoniolupi_Bianco 506




stucco/grout 2 mm
KK1





art. TRGQ4
60 x 120 cm
Spessore riga 2 mm / Thickness of line 2 mm



fondo/background
antoniolupi_Meringa 507



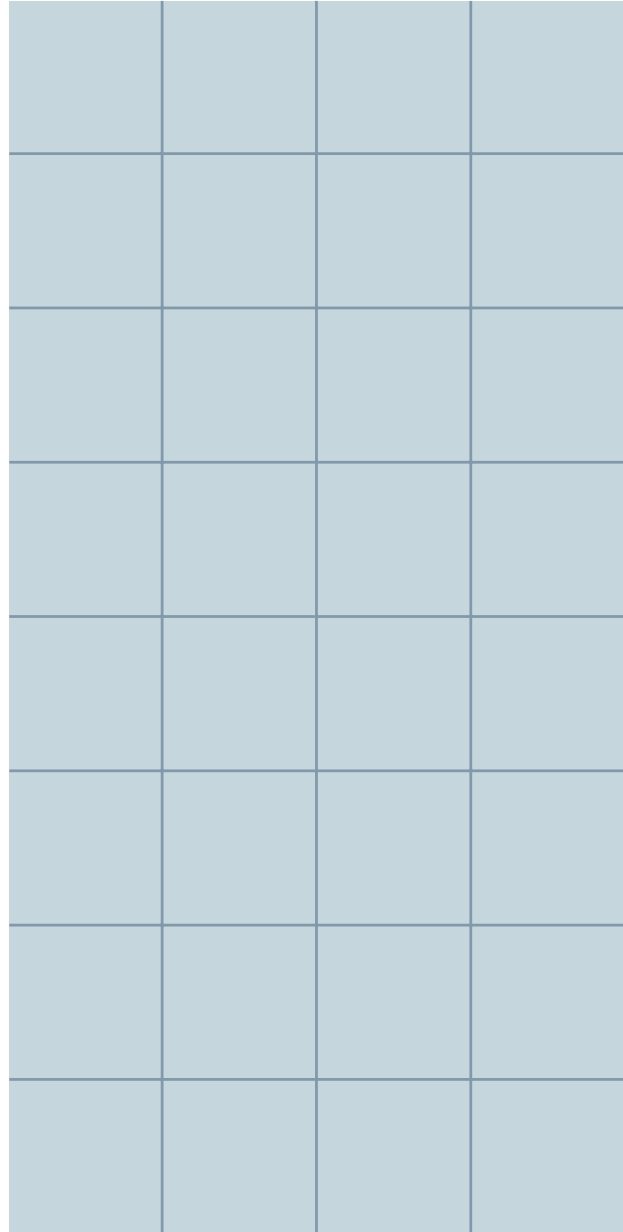
decoro/decorations
antoniolupi_Argilla 5118



stucco/grout 2 mm
136

TRALERIGHE





art. TRGQ4
60 x 120 cm
Spessore riga 2 mm / Thickness of line 2 mm



fondo/background
antoniolupi_Era glaciale 5111


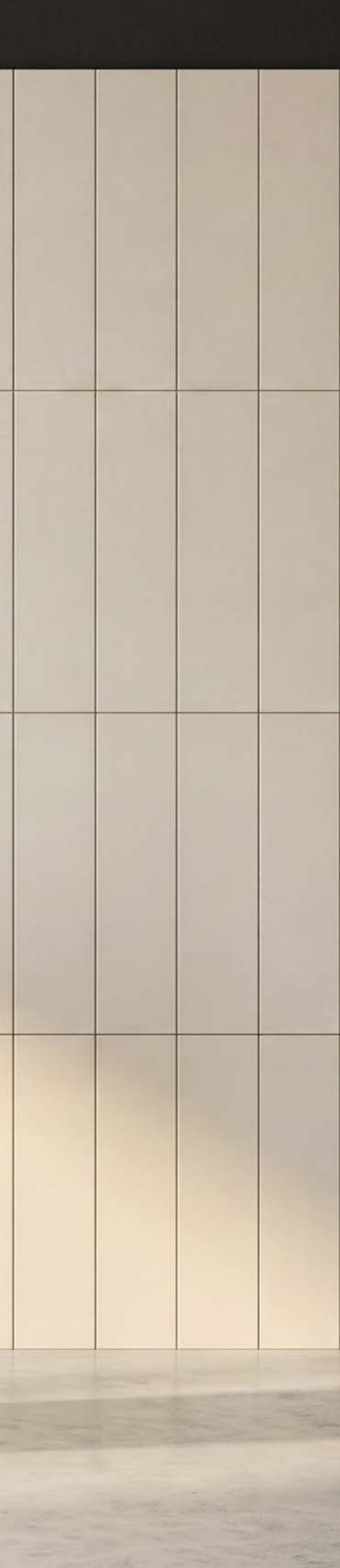


decoro/decorations
antoniolupi_Cielo 599




stucco/grout 2 mm
KK29





art. TRGR46
60 x 120 cm
Spessore riga 2 mm / Thickness of line 2 mm



fondo/background
antoniolupi_Meringa 507




decoro/decorations
antoniolupi_Tortora 578




stucco/grout 2 mm
KK110

TRALERIGHE





art. TRGQ4
60 x 120 cm
Spessore riga 2 mm / Thickness of line 2 mm




fondo/background
antoniolupi_Meringa 507



decoro/decorations
antoniolupi_Argilla 5118



stucco/grout 2 mm
136



art. TRGR36
60 x 120 cm
Spessore riga 2 mm / Thickness of line 2 mm



fondo/background
NCS S 3020-Y40R




decoro/decorations
antoniolupi_Argilla 5118



stucco/grout 2 mm
136

TRALERIGHE







art. TRGR36
60 x 120 cm
Spessore riga 2 mm / Thickness of line 2 mm



fondo/background
antoniolupi_Tortora 578




decoro/decorations
antoniolupi_Bianco 506




stucco/grout 2 mm
KK1

TRALERIGHE





art. TRGR45
60 x 120 cm
Spessore riga 2 mm / Thickness of line 2 mm



fondo/background
antoniolupi_Meringa 507




decoro/decorations
antoniolupi_Smoke 5117




stucco/grout 2 mm
KK94





art. TRGQ5
60 x 120 cm
Spessore riga 2 mm / Thickness of line 2 mm



fondo/background
antoniolupi_Bianco mood 594




decoro/decorations
antoniolupi_Profondo blu 5114



stucco/grout 2 mm
KK12

TRALERIGHE





art. TRGRP25
30 x 60 cm
Spessore riga 2 mm / Thickness of line 2 mm



fondo/background
antoniolupi_Cielo 599




decoro/decorations
antoniolupi_Profondo blu 5114




stucco/grout 2 mm
KK12

TRALERIGHE





art. TRGR36
60 x 120 cm
Spessore riga 2 mm / Thickness of line 2 mm



fondo/background
antoniolupi_Meringa 507



decoro/decorations
antoniolupi_Profondo blu 5114



stucco/grout 2 mm
KK12

www.antoniolupi.it

Per essere costantemente informati su novità e prodotti in modo dettagliato, vi invitiamo a navigare nel nostro sito sempre aggiornato.

Nell'area download potrete scaricare tutto il materiale tecnico ed informativo che vi necessita.

To constantly be up to date in a detailed manner on novelties and products please navigate through our website.

In the download area you can find all the necessary technical information.

NOTA

Alla Antonio Lupi Design S.p.A. è riservata la facoltà di apportare ai propri modelli qualsiasi modifica estetica, tecnica, nelle dimensioni e nei colori, ritenuta necessaria, nonché la facoltà di sospendere la produzione in qualunque momento senza preavviso, rinunziata fin d'ora da parte del committente ogni conseguente richiesta risarcitoria.

Si declina ogni responsabilità relativa ad eventuali inesattezze contenute in questo catalogo, se dovute ad errori di stampa o trascrizioni.

Nessun contenuto di questo catalogo può essere copiato, riprodotto anche parzialmente, ripubblicato, trasmesso o distribuito in qualunque forma, senza autorizzazione scritta dell'Antonio Lupi Design S.p.a.

NOTE

Antonio Lupi Design S.p.A. reserves the right to make any and all necessary aesthetic, technical, colour or size modifications in order to enhance use and aesthetic value, and may suspend the production cycle at any moment without notice. Such instances may not be subject to claim by the client.

We decline all responsibilities for any possible uncertainties due to misprints in this catalogue.

None of the material in this catalogue can be copied, reproduced, republished or distributed in any or partial way unless a written authorization is given from the company Antonio Lupi Design S.p.a.



Prodotto interamente in Italia
Entirely made in Italy

©Antonio Lupi Design S.p.A. 2026

